

62

(12) INTERNATIONAL APPLICATION PUBLISHED UNDER THE PATENT COOPERATION TREATY (PCT)

(19) World Intellectual Property Organization  
International Bureau



(43) International Publication Date  
22 February 2001 (22.02.2001)

PCT

(10) International Publication Number  
WO 01/12612 A1

- (51) International Patent Classification<sup>7</sup>: C07D 257/04, 401/12, 403/10, 401/10, A61K 31/41, A61P 5/50
- (74) Agents: BROWN, Andrew, Stephen et al.; Astrazeneca, Global Intellectual Property, Alderley Park, P.O. Box 272, Mereside, Macclesfield, Cheshire SK10 4GR (GB).
- (21) International Application Number: PCT/GB00/03126
- (22) International Filing Date: 14 August 2000 (14.08.2000)
- (81) Designated States (national): AE, AG, AL, AM, AT, AU, AZ, BA, BB, BG, BR, BY, CA, CH, CN, CR, CU, CZ, DE, DK, DM, DZ, EE, ES, FI, GB, GD, GE, GH, GM, HR, HU, ID, IL, IN, IS, JP, KE, KG, KP, KR, KZ, LC, LK, LR, LS, LT, LU, LV, MA, MD, MG, MK, MN, MW, MX, NO, NZ, PL, PT, RO, RU, SD, SE, SG, SI, SK, SL, TJ, TM, TR, TT, TZ, UA, UG, US, UZ, VN, YU, ZA, ZW.
- (25) Filing Language: English
- (26) Publication Language: English
- (30) Priority Data: 9919413.6 18 August 1999 (18.08.1999) GB
- (84) Designated States (regional): ARIPO patent (GH, GM, KE, LS, MW, MZ, SD, SL, SZ, TZ, UG, ZW), Eurasian patent (AM, AZ, BY, KG, KZ, MD, RU, TJ, TM), European patent (AT, BE, CH, CY, DE, DK, ES, FI, FR, GB, GR, IE, IT, LU, MC, NL, PT, SE), OAPI patent (BF, BJ, CF, CG, CI, CM, GA, GN, GW, ML, MR, NE, SN, TD, TG).
- (71) Applicant (for all designated States except MG, US): ASTRAZENECA AB [SE/SE]; S-151 85 Sodertalje (SE).
- (71) Applicant (for MG only): ASTRAZENECA LIMITED [GB/GB]; 15 Stanhope Gate, London W1Y 6LN (GB).
- (72) Inventors; and
- (75) Inventors/Applicants (for US only): HARGREAVES, Rodney, Brian [GB/GB]; Alderley Park, Macclesfield, Cheshire SK10 4TG (GB). WHITAMORE, Paul, Robert, Owen [GB/GB]; Alderley Park, Macclesfield, Cheshire SK10 4TG (GB).

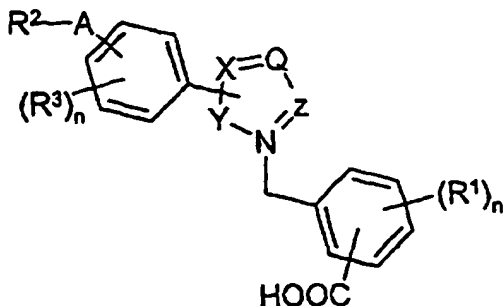
Published:  
— With international search report.

For two-letter codes and other abbreviations, refer to the "Guidance Notes on Codes and Abbreviations" appearing at the beginning of each regular issue of the PCT Gazette.



(54) Title: BENZOIC ACID DERIVATIVES FOR THE TREATMENT OF DIABETES MELLITUS

WO 01/12612 A1



(1)

(57) Abstract: Benzoic acid derivatives of formula (I), which act as peroxisome proliferator activated receptor (PPAR) agonists, in particular states of insulin resistance including type 2 gamma receptors (PPAR), and so are useful therapeutically in the treatment of diabetes mellitus. In said formula Q, X, Y and Z are either -CR<sup>a</sup>-, -CR<sup>b</sup>=CR<sup>c</sup>- or -N=; where R<sup>a</sup>, R<sup>b</sup> and R<sup>c</sup> are independently selected from hydrogen, halo or a bond, such that together with the nitrogen atom to which Y and Z are attached, they form a five or six-membered aromatic ring; R<sup>1</sup> and R<sup>3</sup> are independently selected from C<sub>1-3</sub>alkyl, halo, haloC<sub>1-3</sub>alkyl, C<sub>1-3</sub>alkoxy, or haloC<sub>1-3</sub>alkoxy; n and m

are independently selected from 0, 1 or 2; A is an alkylene, alkenylene or alkynylene chain optionally interposed by a heteroatom; and R<sup>2</sup> is an optionally substituted aryl, optionally substituted heterocyclyl or optionally substituted cycloalkyl moiety.

## BENZOIC ACID DERIVATIVES FOR THE TREATMENT OF DIABETES MELLITUS

The present invention relates to the use of certain benzoic acid derivatives which act as peroxisome proliferator activated receptor (PPAR) agonists, in particular gamma receptors  
5 (PPAR $\gamma$ ), and so are useful in the treatment of states of insulin resistance, including type 2 diabetes mellitus. Novel pharmaceutical compositions and novel compounds are also defined, together with methods of their production.

Traditionally, therapeutic intervention in type 2 diabetes has had a 'gluco-centric focus' dominated by the use of insulin secretagogues e.g. the sulphonylureas and the measurement of  
10 glycated haemoglobin (HbA1c) or fasting blood sugar level (FPG) as indices of diabetic control. In the USA, patients with type 2 diabetes are usually treated with diet and, when needed, a sulphonylurea compound. However, it is estimated that approximately 30% of patients initially treated with sulphonylurea agents have a poor response and in the remaining 70%, the subsequent failure rate is approximately 4-5% per annum. Other estimates put failure rates higher  
15 with few patients responding after 10 years therapy. A treatment-related increase in body weight is also experienced with these agents. Prior to the FDA approval of metformin in 1995, the only therapeutic option for type 2 diabetic patients, in whom sulphonylurea therapy had failed, was insulin.

Despite the introduction of newer agents both the incidence and prevalence of type 2  
20 diabetes continues to increase on a global basis. Approximately 16 million people in the USA have diabetes mellitus, 90-95% of whom have type 2 disease. This represents an enormous healthcare burden; estimated in 1998 to be some \$98 billion per annum in direct and indirect healthcare costs. Recently, both the ADA and WHO have revised guidelines for the diagnosis of diabetes and classified diabetes more according to aetiology. The threshold for diagnosis (FPG >  
25 126mg/dl) has been lowered and the term 'type 2' is now used to describe mature onset diabetics who have not progressed to insulin therapy. After the ADA implemented these new criteria in 1997, the prevalence of the type 2 disease sector increased by nearly 6 million people in the seven major pharmaceutical markets (France, Germany, Italy, Japan, Spain, UK and USA).

Apart from often mild acute symptoms, type 2 diabetics are also at a considerable risk of  
30 developing long term complications of the disease. These include a 4-5 fold higher risk, (compared with non-diabetics), of developing macrovascular disease including CHD and PVD and microvascular complications including retinopathy, nephropathy and neuropathy. In many

individuals, overt type 2 diabetes is preceded by a period of reduced insulin sensitivity (insulin resistance), accompanied by a cluster of other cardiovascular risk factors, collectively termed as insulin resistance syndrome (IRS).

It has been estimated that approximately 80% of type 2 diabetics are obese and other co-  
5 morbidities of the IRS include: dyslipidemia, hyperinsulinemia, raised arterial blood pressure, uricemia and a reduced fibrinolysis. Given the increased global prevalence and incidence of type 2 diabetes and the very high costs of treating the long term complications of the disease there is tremendous interest in the development of agents that delay or prevent the onset of type 2 diabetes and in those that reduce the risk of cardiovascular complications associated with IRS.  
10 These activities have lead to the introduction of the thiazolidinedione (TZD) class of insulin sensitisers that improved the dyslipidemia and thus restored the insulin sensitivity leading to improved glycemic control and lower HbA1c levels.

Although the complex interplay between lipids and carbohydrates as metabolic fuels has been recognised for many decades it is only recently, that researchers and clinicians have begun  
15 to focus on the importance of dyslipidemia seen in type 2 diabetes. Much has been made of the relative sensitivities of muscle, liver and adipose tissues to insulin and a case for the primacy of insulin resistance in adipose tissue leading to the IRS has been debated. A typical dyslipidemic atherogenic lipoprotein phenotype (referred to as type B) is seen in IRS including frequently in type 2 diabetics, characterised by a modestly raised LDL-C, a more significant increase in  
20 VLDL-TG and reduced HDL. Apparently, changes in the physicochemical properties of VLDL-TG particles result in slower plasma clearance rates and in the generation of small dense LDL particles. The latter permeate the vascular endothelium more readily and are more prone to oxidation and glycation and are considered to play a critical role in atherogenesis in large vessels. Although more difficult to measure, improved free fatty acid (IFFA) flux is increasingly  
25 considered to play an important role in the IRS affecting metabolic events in muscle, liver, adipose tissue and pancreas.

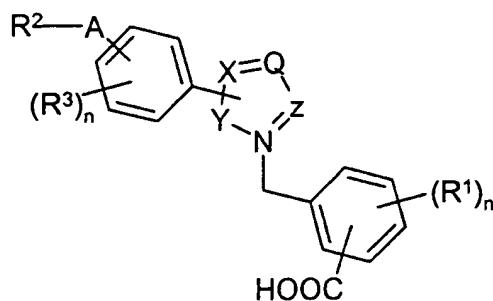
The first generation TZDs e.g. troglitazone, pioglitazone, rosiglitazone were in clinical development before the putative mechanism of action was discovered and published in 1995 (PPAR $\gamma$  activation). It is clear from experience with these first generation agents that it is  
30 difficult to predict from animal pharmacology the safety and efficacy profile these agents will have in the clinic. Thus, knowledge of the putative mechanism of action of this class coupled with concerns regarding safety, offers the opportunity to identify non-TZD activators of PPAR

for the treatment of type 2 diabetes and is the subject of this invention. Furthermore, we recognise that agents with a dual action at both  $\alpha$  and  $\beta$  PPAR may have additional benefits in reducing diabetic co-morbidities, particularly raised triglycerides. Such agents may be useful in the treatment of type 2 diabetes, the IRS, dyslipidemia and in reducing risk of cardiovascular disease.

Certain heterocyclic amides and their use as leukotriene antagonists is described in EP-A-179619. Additional phenyltetrazole leukotriene D<sub>4</sub> receptor antagonists have been described by Sawyer et al., J. Med. Chem. 1992, 35, 7, 1200-1209.

The present invention provides the use of a compound of formula (I)

10



(I)

15 or a pharmaceutically acceptable salt or ester thereof, in the preparation of a medicament for use in the activation of PPAR,  
 where Q, X, Y and Z are either -CR<sup>a</sup>=, -CR<sup>b</sup>=CR<sup>c</sup>- or -N=; where R<sup>a</sup>, R<sup>b</sup> and R<sup>c</sup> are independently selected from hydrogen, halo or a bond, such that together with the nitrogen atom to which Y and Z are attached, they form a five or six-membered aromatic ring;  
 20 R<sup>1</sup> and R<sup>3</sup> are independently selected from C<sub>1-3</sub>alkyl, halo, haloC<sub>1-3</sub>alkyl, C<sub>1-3</sub>alkoxy, or haloC<sub>1-3</sub>alkoxy;  
 n and m are independently selected from 0, 1 or 2;  
 A is an alkylene, alkenylene or alkynylene chain optionally interposed by a heteroatom; and  
 R<sup>2</sup> is an optionally substituted aryl, optionally substituted heterocyclyl or optionally substituted  
 25 cycloalkyl moiety.

As used herein, the term "hydrocarbyl" refers to alkyl, alkenyl, alkynyl, aryl, aralkyl, cycloalkyl, cycloalkenyl or cycloalkynyl groups.

As used herein the term "heterocyclyl" refers to single or fused ring structures which, unless stated otherwise, may be aromatic or non-aromatic in nature and which suitably contain from 2 to 20 ring atoms, suitably from 5 to 8 ring atoms, at least one of which and suitably up to four of which are heteroatoms. The term "heteroatom" includes oxygen, sulphur and nitrogen.

5 Where a heteroatom is nitrogen, it will be further substituted for example by hydrogen or an alkyl group.

In this specification the term "aryl" refers to phenyl, biphenyl and naphthyl.

The term "heterocyclyl" includes aromatic or non-aromatic rings, for example containing from 4 to 20, Examples of such groups include furyl, thienyl, pyrrolyl, pyrrolidinyl, imidazolyl, triazolyl, thiazolyl, tetrazolyl, oxazolyl, isoxazolyl, pyrazolyl, pyridyl, pyrimidinyl, pyrazinyl, pyridazinyl, triazinyl, quinolinyl, isoquinolinyl, quinoxaliny, benzothiazolyl, benzoxazolyl, benzothienyl or benzofuryl.

10

"Heteroaryl" refers to those groups described above which have an aromatic character.

In this specification the term "alkyl" when used either alone or as a suffix includes straight chain or branched structures. These groups may contain up to 10, preferably up to 6 and more preferably up to 4 carbon atoms. Similarly the terms "alkenyl" and "alkynyl" refer to unsaturated straight or branched structures containing for example from 2 to 10, preferably from 2 to 6 carbon atoms. Cyclic moieties such as cycloalkyl, cycloalkenyl and cycloalkynyl are similar in nature but have at least 3 carbon atoms, suitably from 3 to 20 carbon atoms and preferably from 3 to 7 carbon atoms. Terms such as "alkoxy" comprise alkyl groups as is understood in the art.

15

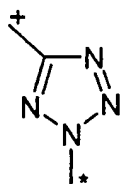
20

The term "halo" includes fluoro, chloro, bromo and iodo. References to aryl groups include aromatic carbocyclic groups such as phenyl and naphthyl.

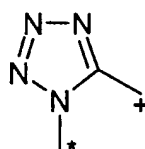
Preferably, the group comprising -Y-X-Q-Z- and the nitrogen to which it is attached forms a 5-membered aromatic ring. Preferably however, any other heteroatoms in this ring are also nitrogen. Examples of such groups include tetrazolyl, triazolyl, pyrazolyl, imidazolyl, pyrrolyl, pyridyl, pyridazinyl or pyrimidinyl, and preferably tetrazolyl, pyrazolyl or imidazolyl.

25

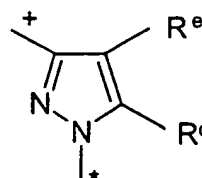
Thus examples of the group formed by -Y-X-Q-Z and the nitrogen atom to which they are attached include the following groups (i) to (vii);



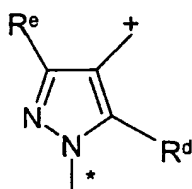
(i)



(ii)



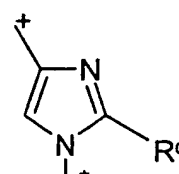
(iii)



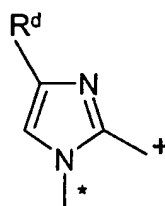
(iv)



(v)



(vi)



(vii)

5 where  $R^d$  and  $R^e$  are independently selected from hydrogen or halo, preferably hydrogen, \* indicates the nitrogen atom illustrated in formula (I) and + indicates the point of attachment to the group  $-A-R^2$ .

Suitable optional substituents for the group  $R^2$  include alkyl, alkenyl, alkynyl, aryl, heterocyclyl, alkoxy, aralkyl, cycloalkyl, cycloalkenyl cycloalkynyl, halo, cyano, nitro,  $C(O)_aR^8$ ,  
 10  $OR^8$ ,  $S(O)_bR^8$ ,  $NR^9R^{10}$ ,  $C(O)NR^9R^{10}$ ,  $OC(O)NR^9R^{10}$ ,  $NR^8C(O)_aR^9$ ,  $NR^8CONR^9R^{10}$ ,  $N=CR^9R^{10}$ ,  
 $S(O)_bNR^9R^{10}$  or  $NR^8S(O)_bR^{10}$  where  $R^8$ ,  $R^9$  and  $R^{10}$  are independently selected from hydrogen, alkyl, alkenyl, alkynyl, aryl, heterocyclyl, alkoxy, aralkyl, cycloalkyl, cycloalkenyl or cycloalkynyl, any of which may themselves be optionally substituted, a is 1 or 2 and b is 0, 1, 2 or 3.

15 Suitable optional substituents for alkyl, alkenyl, alkynyl, aryl, heterocyclyl, alkoxy, aralkyl, cycloalkyl, cycloalkenyl or cycloalkynyl groups  $R^8$ ,  $R^9$  and  $R^{10}$  include halo, nitro cyano, alkanoyl such as acetyl, oxo, carboxy or salts or esters thereof, alkoxy such as methoxy, ethoxy or propoxy, aryloxy such as phenoxy, thioalkyl such as thiomethyl, thioethyl or thiopropyl, sulphate, haloalkyl such as trifluoromethyl, aryl such as phenyl, carbamate, amino, mono- or di-

alkyl amino such as methylamino or di-methylamino. Aryl, heterocyclyl or aralkyl groups  $R^8$ ,  $R^9$  and  $R^{10}$  may further be substituted by alkyl, alkenyl or alkynyl groups suitably having from 1 to 4 carbon atoms.

In particular  $R^2$  is an optionally substituted heterocyclic group, such as pyridyl, indole,  
5 quinoline, isoquinoline, benzimidazoline, benzpyrazole.

Preferred optional substituents for such groups include alkyl, aryl and groups of formula  $NR^8C(O)_aR^9$  where  $R^8$ ,  $R^9$  and  $a$  are as defined above.

Where  $R^2$  is substituted by a group  $NR^8C(O)_nR^9$ ,  $R^8$  is preferably hydrogen, whilst  $R^9$  is preferably alkyl, such as  $C_{1-6}$  alkyl, or cycloalkyl, such as cyclopentyl.

10 Suitably  $R^3$  is alkoxy in particular methoxy or halo such as bromo. Preferably  $m$  is 0 or 1.

Suitable groups for  $A$  include  $-(CH_2)_p-$ ,  $-O(CH_2)_p-$ ,  $-(CH_2)_pO-$ ,  $-(CH_2)_p-$ ,  $-NR^5(CH_2)_p-$  or  $-(CH_2)_pNR^5-$  where  $p$  is an integer of 1 to 3 and is preferably 1 and  $R^5$  is hydrogen or alkyl, in particular  $C_{1-6}$  alkyl such as methyl.

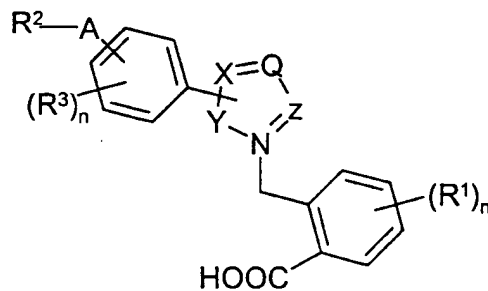
15 Preferably  $l$  is 1.

Preferably  $n$  is 0 or 1. Ideally  $n$  is 0.

Preferably  $m$  is 0 or 1. Ideally  $m$  is 0.

Preferably  $R^1$  is selected from  $C_{1-3}$ alkyl, halo, halo $C_{1-3}$ alkyl and  $C_{1-3}$ alkoxy.

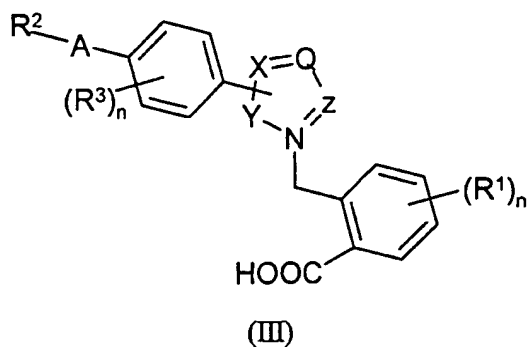
In the compounds of formula (I), the carboxylic acid group is suitably at the ortho  
20 position on the benzyl ring. Thus preferred compounds of formula (I) are compounds of formula (II)



(II)

where  $X$ ,  $Y$ ,  $Z$ ,  $Q$ ,  $A$ ,  $R^1$ ,  $R^2$ ,  $R^3$ ,  $m$  and  $n$  are as defined in relation to formula (I).

25 Furthermore, in compounds of formula (I), the group  $R^2-A-$  is suitably in the para position relative to the ring formed by the  $Y-X-Q-Z-$  and the nitrogen atom to which they are attached. Thus further preferred compounds of formula (I) are compounds of formula (III)



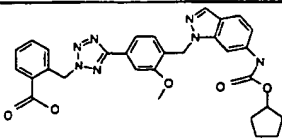
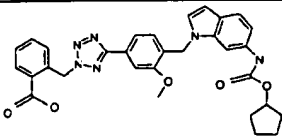
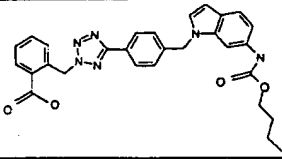
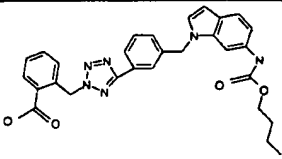
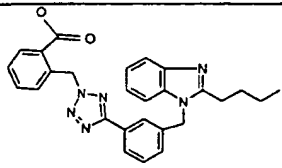
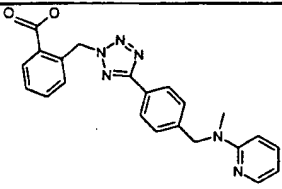
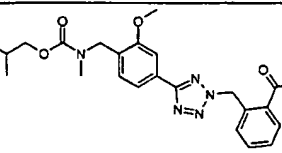
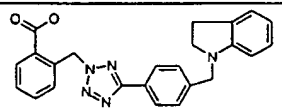
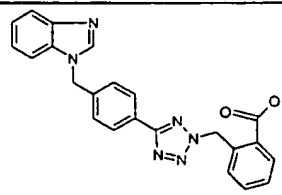
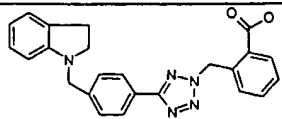
where X, Y, Z, Q, A, R<sup>1</sup>, R<sup>2</sup>, R<sup>3</sup>, m and n are as defined in relation to formula (I).

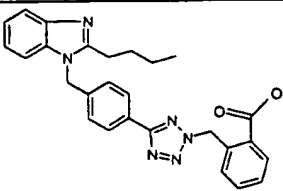
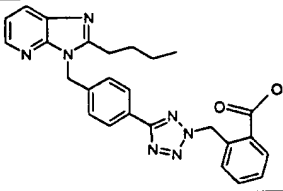
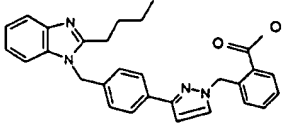
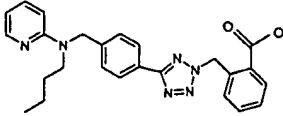
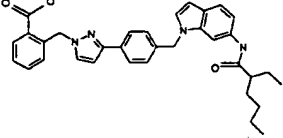
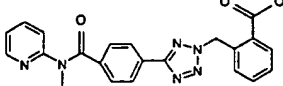
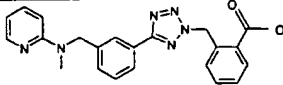
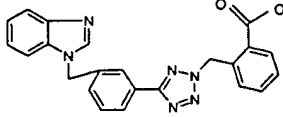
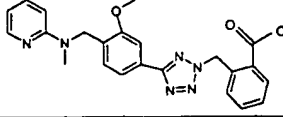
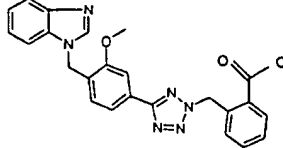
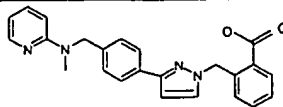
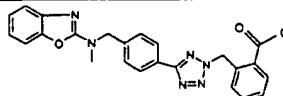
5 Particular examples of compounds of formula (I) include the compounds listed in Table 1 and esters thereof.

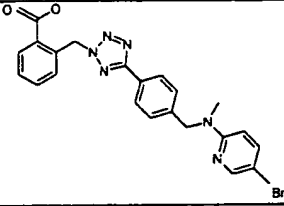
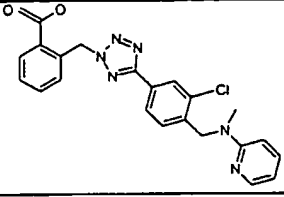
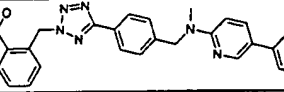
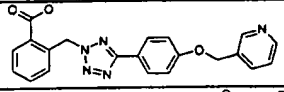
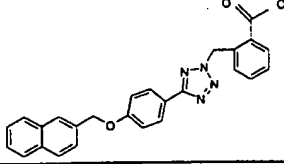
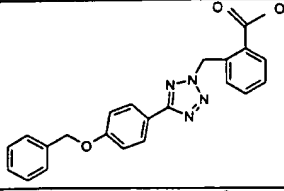
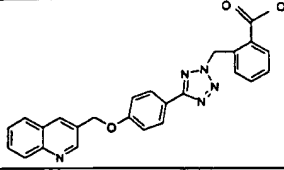
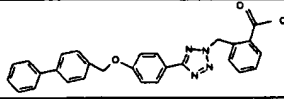
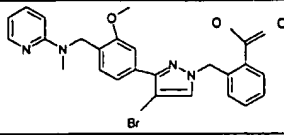
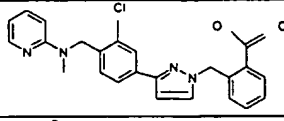
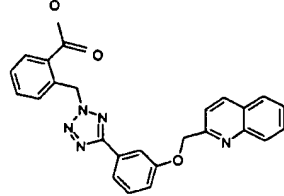
Table 1

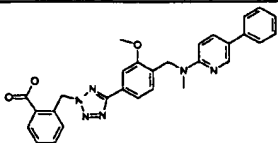
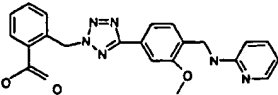
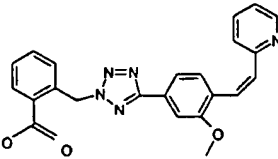
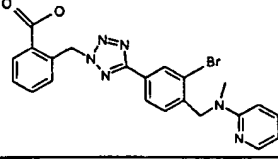
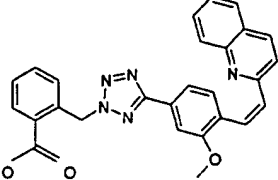
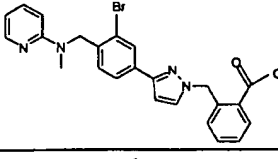
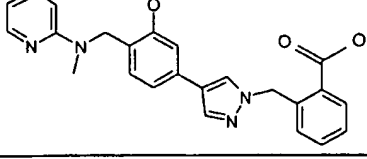
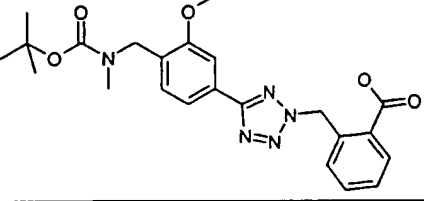
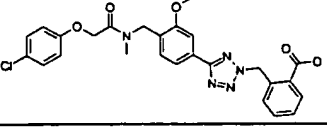
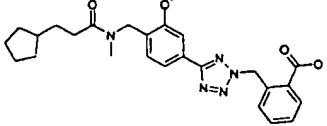
Compound No	Structure
1	
2	
3	
4	



5	
6	
7	
8	
9	
10	
11	
12	
13	
14	

<p>15</p>	
<p>16</p>	
<p>17</p>	
<p>18</p>	
<p>19</p>	
<p>20</p>	
<p>21</p>	
<p>22</p>	
<p>23</p>	
<p>24</p>	
<p>25</p>	
<p>26</p>	

<p>27</p>	
<p>28</p>	
<p>29</p>	
<p>30</p>	
<p>31</p>	
<p>32</p>	
<p>33</p>	
<p>34</p>	
<p>35</p>	
<p>36</p>	
<p>37</p>	

38	
39	
40	
41	
42	
43	
44	
45	
46	
47	

The use of certain compounds of formula (I) in any medical application has not been described before. Hence, in a further aspect the invention provides the use of these particular compounds as medicaments, and pharmaceutical compositions containing them.

Thus the invention provides a compound of formula (IA) which comprises a compound  
5 of formula (I) as defined above, provided that

- (a) where Q, X, Y and Z together with the nitrogen atom to which they are attached from a group of formula (i) above, when the group R<sup>2</sup>-A- is attached at the meta position on the phenylene ring, and A is ethylene, -O(CH<sub>2</sub>)- or -(CH<sub>2</sub>)S-, R<sup>2</sup> is other than quinoline optionally substituted by chloro, or unsubstituted benzothiazol; or
- 10 (b) where Q, X, Y and Z together with the nitrogen atom to which they are attached from a group of formula (i) above, when R<sup>3</sup> is methoxy, m is 1, the group R<sup>2</sup>-A- is attached at the para position on the phenylene ring, and A is -(CH<sub>2</sub>)-, R<sup>2</sup> is other than indole substituted by -NR<sup>8</sup>C(O)<sub>2</sub>R<sup>9</sup> where R<sup>8</sup> is hydrogen and R<sup>9</sup> is alkyl; or for use a medicament.

Suitable compounds of formula (IA) are compounds where Q, X, Y and Z together with  
15 the nitrogen atom to which they are attached form a group heterocyclic group other than tetrazole.

In addition, the invention provides a pharmaceutical composition comprising a compound of formula (IA) in combination with a pharmaceutically acceptable carrier.

Preferred groups within formula (IA) are as set out above in relation to formula (I).

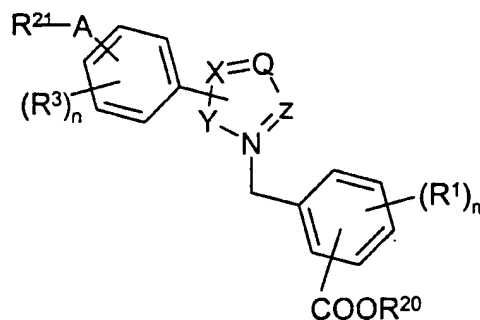
20 Compounds of formula (IA) are novel and these form a further aspect of the invention.

Compounds of formula (I) are either known compounds or they may be prepared using conventional methods. For example, benzoic acid, 2-[[5-[3-(2-quinolinylmethoxy)phenyl]-2H-tetrazol-2-yl]methyl]- (9CI) (Compound 37 in Table 1)

and its preparation is described by Sawyer, J. Scott; Baldwin, Ronald F.; Rinkema, Lynn E.;  
25 Roman, Carlos R.; Fleisch, Jerome H. Optimization of the quinoline and substituted benzyl moieties of a series of phenyltetrazole leukotriene D4 receptor antagonists. J. Med. Chem. (1992), 35(7), 1200-9. CODEN: JMCMAR; ISSN: 0022-2623. CAN 116:174064 CAPLUS.

In particular however, compounds of formula (I) may be prepared by reacting a compound of formula (IV)

- 13 -



(IV)

where X, Y, Z, Q, A, R<sup>1</sup>, m and n are as defined in relation to formula (I); R<sup>20</sup> completes an ester group, and so is, for example an alkyl group, R<sup>21</sup> is a leaving group; with a compound of  
5 formula (V)

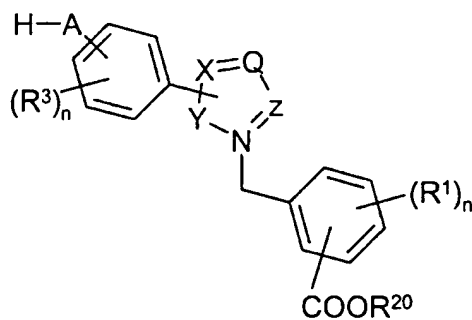


where R<sup>2</sup> is as defined in relation to formula (I) or a precursor thereof, and thereafter, if desired, removing the group R<sup>20</sup> to form the corresponding carboxylic acid.

10 The reaction is suitably effected in an organic solvent such as dimethylformamide (DMF) in the presence of a base such as an alkali metal carbonate such as potassium carbonate. Suitable leaving groups for R<sup>21</sup> include halo such as bromo, mesylate and tosylate.

Any de-esterification is suitably carried out by addition of a base such as an alkali metal hydroxide such as lithium hydroxide or sodium hydroxide in the presence of an organic solvent  
15 such as an alcohol for instance, methanol, or trifluoroacetic acid (TFA).

Compounds of formula (IV) are suitably prepared by reacting a compound of formula  
(VI)



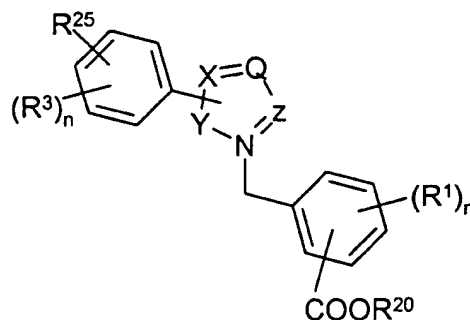
(VI)

20

where X, Y, Z, Q, A, R<sup>1</sup>, R<sup>3</sup>, m and n are as defined in relation to formula (I) and

$R^{20}$  is as defined in relation to formula (V) above, with an appropriate leaving group reagent. For example, where  $R^{21}$  is a halogen group, the compound will be reacted with a halogenating agent such as N-bromosuccinimide in the presence of a base such as azoisobutyronitrile (AIBN).

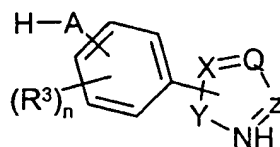
Compounds of formula (VI) where A includes for example heteroatoms spaced from the  
5 ring such as nitrogen, may be prepared by reacting a compound of formula (VIA)



(VIA)

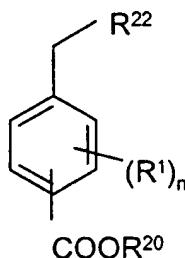
where  $R^{25}$  is an alkyl group substituted by a leaving group, with an appropriate primary or  
10 secondary amine in particular a monoalkylamine such as methylamine. Suitable leaving group substituents for  $R^{25}$  include those listed above for  $R^{21}$ . The reaction is suitably effected in an organic solvent such as an alcohol like ethanol at moderate or depressed temperatures, for example of from  $-20^\circ\text{C}$  to ambient temperature, and conveniently at about  $0^\circ\text{C}$ .

Compounds of formula (VI) are suitably prepared by reacting a compound of formula  
15 (VII)



(VII)

where  $X, Y, Z, Q, A, R^3$  and  $n$  are as defined in relation to formula (I); with a compound of  
formula (VIII)

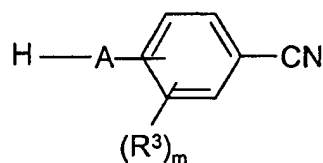


- 15 -

(VIII)

where  $R^1$  and  $n$  are as defined in relation to formula (I),  $R^{20}$  is as defined in relation to formula (VI) and  $R^{22}$  is a leaving group such as halo, and in particular bromo. The reaction is suitably effected in an organic solvent such as acetone or DMF, in the presence of a base such as an alkali  
 5 metal carbonate for instance potassium carbonate.

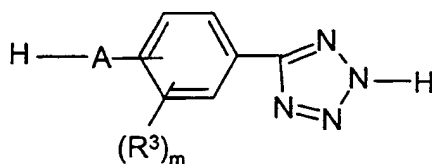
Compounds of formula (VII) will be prepared using various methods depending upon the precise nature of the heterocyclic ring completed by -Y-X-Q-Z-. These methods would be apparent to the chemist and can be based upon literature references. For example, where -Y-X-Q-Z- together with the nitrogen atom to which they are attached form a tetrazole ring, these may  
 10 be prepared by reacting a compound of formula (IX)



(IX)

where  $R^3$ ,  $m$  and  $A$  are as defined in relation to formula (I), with an azide such as sodium azide or *n*-tributyltin azide ( $n\text{-Bu}_3\text{SnN}_3$ ). The reaction may be effected in a solvent such as *N*-  
 15 methylpyrrolidine (NMP) in the presence of a base such as triethylamine hydrochloride where necessary.

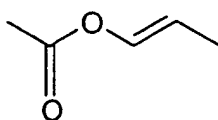
Such a reaction will result in the production of a compound of formula (X)



(X)

20

where  $R^3$ ,  $m$  and  $A$  are as defined in relation to formula (I). This may be converted to other compounds of formula (VII) such as pyrazoles by heating the compound with an alkene of  
 formula (XI)

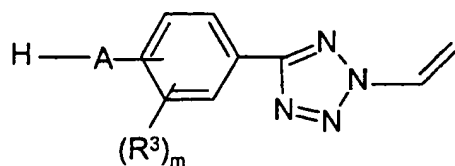


(XI)

25



in the presence of a condensation reagent such as  $\text{Hg}(\text{OAc})_2$ , and thereafter rearranging the product of formula (XII)

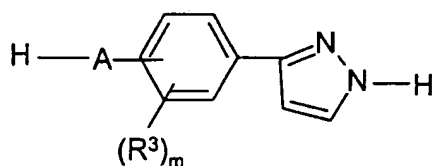


5

(XII)

where  $R^3$ ,  $m$  and  $A$  are as defined in relation to formula (I)

for example by heating to temperatures of from 150 to 200°C, in the presence of dichlorobenzene (DCB) to yield the corresponding pyrazole of formula (XIII)



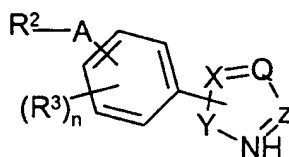
10

(XIII)

Alternatively, pyrazoles can be prepared by reacting a compound of formula

Compounds of formula (VIII) and (IX) are either known compounds or they can be prepared from known compounds using conventional methods.

Alternatively, compounds of formula (I) may be prepared by reacting a compound of  
15 formula (XIV)

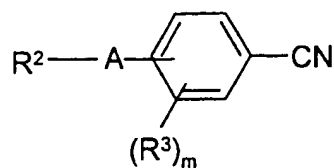


(XIV)

where  $X$ ,  $Y$ ,  $Z$ ,  $Q$ ,  $A$ ,  $R^2$ ,  $R^3$ ,  $m$  and  $n$  are as defined in relation to formula (I); with a compound of formula (VIII) as defined above. The reaction is suitably effected under conditions similar to  
20 those described for the reaction between compounds of formula (VII) and (VIII).

Compounds of formula (XIV) may be prepared by treating a compound of formula (XV)

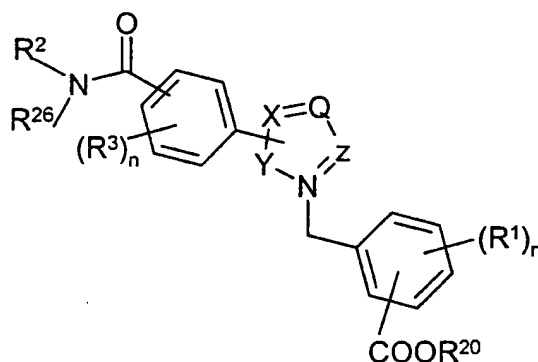
- 17 -



(XV)

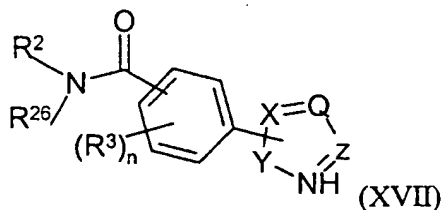
where  $R^2$ ,  $R^3$ , A and m are as defined in relation to formula (I) in a similar manner and with similar reagents to that described above in relation to the compounds of formula (IX).

- 5 In yet a further alternative, compounds of formula (I) where A contains a nitrogen heteroatom may be prepared by reduction of the corresponding amide. Thus for example, compounds of formula (I) where A is a group  $-NR^{26}CH_2-$  where  $R^{26}$  is hydrogen or alkyl may be prepared by reduction of a compound of formula (XVI)



(XVI)

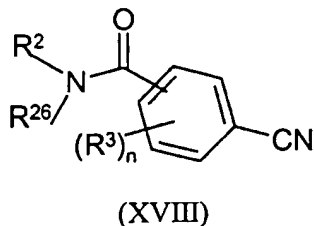
- 10 where X, Y, Q, Z,  $R^1$ ,  $R^2$ ,  $R^3$ , m and n are as defined in relation to formula (I),  $R^{20}$  is as defined in relation to formula (IV) and  $R^{26}$  is hydrogen or alkyl such as methyl, and thereafter, if necessary or desired, removing any protecting groups  $R^{20}$  for example by deesterification.
- 15 Suitably the reaction is effected using a reducing agent such as trichlorosilane in an organic solvent such as dichloromethane. Elevated temperatures, conveniently the reflux temperature of the solvent are suitably employed. Optionally the reaction is effected in an inert atmosphere, for example in an argon atmosphere. Compounds of formula (XVI) are suitably prepared by reacting a compound of formula (XVII)



20

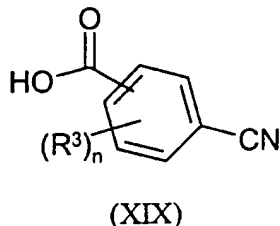
where X, Y, Q, Z, R<sup>2</sup>, R<sup>3</sup> and m are as defined in relation to formula (I), R<sup>26</sup> is as defined in relation to formula (XVI) with a compound of formula (VIII) as defined above, under conditions similar to those described for the reaction between compounds of formula (VII) and (VIII).

Compounds of formula (XVII) may be obtained by treatment of a compound of formula  
5 (XVIII)



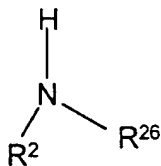
10 where R<sup>2</sup>, R<sup>3</sup> and m are as defined in relation to formula (I) and R<sup>26</sup> is as defined in relation to formula (XVI) as described above for the treatment of compounds of formula (IX).

Compounds of formula (XVIII) are suitably prepared by reacting a compound of formula  
(XIX)



15

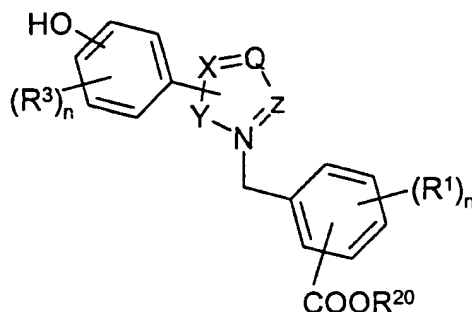
where R<sup>3</sup> and m are as defined above, with an amine of formula (XX)



20


where R<sup>2</sup> and R<sup>26</sup> are as defined above, using conditions which would be well known in the art.

Where A contains an oxygen atom directly bonded to the phenyl ring, compounds may be prepared by derivatisation of the corresponding hydroxy compound. Thus compounds of formula (XXI)



(XXI)

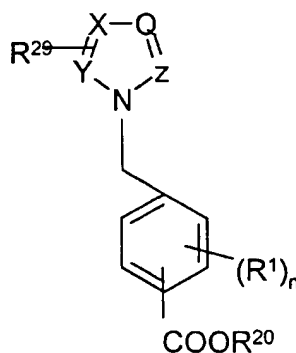
where X, Y, Q, Z, R<sup>2</sup>, R<sup>3</sup>, n and m are as defined in relation to formula (I), R<sup>20</sup> is as defined in  
 5 relation to formula (V), with a compound of formula (XXII)



where R<sup>27</sup> is a group such that -OR<sup>27</sup> is a group -A-R<sup>2</sup> as defined in relation to formula (I) or a  
 precursor thereof, and R<sup>28</sup> is a leaving group such as halogen, mesylate or tosylate. Reaction  
 10 conditions are suitably similar to those described above in relation to the reaction of compounds  
 of formula (IV) and (V).

Compounds of formula (XIX) and (XX) are known compounds or they can be prepared  
 from known compounds by conventional methods.

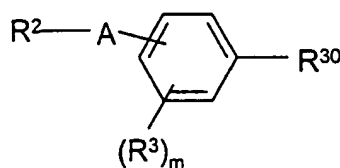
In yet a further alternative method, the compounds of the invention may be prepared by  
 15 reacting a compound of formula (XXIII)



(XXIII)

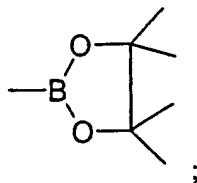
where X, Y, Q, Z, R<sup>1</sup> and n are as defined in relation to formula (I), R<sup>20</sup> is as defined in relation  
 to formula (V) and R<sup>29</sup> is a leaving group, with a compound of formula (XXIV)

- 20 -



(XXIV)

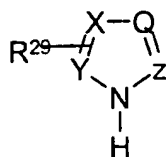
where R<sup>2</sup>, R<sup>3</sup>, A and m are as defined in relation to formula (I) and R<sup>30</sup> is a boronate derivative,



for example of formula -B(OH)<sub>2</sub> or

- 5 and thereafter if desired or necessary removing any protecting group R<sup>20</sup>. Suitable leaving groups for R<sup>29</sup> include halogen such as iodine. The reaction is suitably effected under an inert atmosphere for example of argon in an organic solvent such as dimethyl formamide in the presence of a palladium catalyst such as palladium chloride. The reaction is suitably effected at moderated temperatures, for example from 20- 100°C, suitably at about 60°C.

- 10 Compounds of formula (XXIII) may be prepared by reacting a compound of formula (XXV)

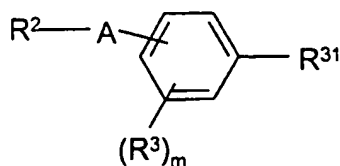


(XXV)

- 15 where X, Y, Q and Z are as defined in relation to formula (I) and R<sup>29</sup> is as defined in relation to formula (XXIII) with a compound of formula (VIII) as defined above. Reaction conditions are suitably similar to those described in relation to the reaction between compounds of formula (VII) and (VIII).

Compounds of formula (XXIV) are suitably prepared by reacting a compound of formula (XXVI)

- 21 -



(XXVI)

wherein R<sup>2</sup>, R<sup>3</sup>, A and m are as defined in relation to formula (I) and R<sup>31</sup> is a halogen group such as iodine, with appropriate diboron compound as illustrated hereinafter.

Compounds of formula (XXV) and (XXVI) are either known compounds or they can be  
 5 prepared from known compounds by conventional methods.

The compositions of the invention may be in a form suitable for oral use (for example as tablets, lozenges, hard or soft capsules, aqueous or oily suspensions, emulsions, dispersible powders or granules, syrups or elixirs), for topical use (for example as creams, ointments, gels, or aqueous or oily solutions or suspensions), for administration by inhalation (for example as a  
 10 finely divided powder or a liquid aerosol), for administration by insufflation (for example as a finely divided powder) or for parenteral administration (for example as a sterile aqueous or oily solution for intravenous, subcutaneous, intramuscular or intramuscular dosing or as a suppository for rectal dosing).

The compositions of the invention may be obtained by conventional procedures using  
 15 conventional pharmaceutical excipients, well known in the art. Thus, compositions intended for oral use may contain, for example, one or more colouring, sweetening, flavouring and/or preservative agents.

Suitable pharmaceutically acceptable excipients for a tablet formulation include, for example, inert diluents such as lactose, sodium carbonate, calcium phosphate or calcium  
 20 carbonate, granulating and disintegrating agents such as corn starch or algenic acid; binding agents such as starch; lubricating agents such as magnesium stearate, stearic acid or talc; preservative agents such as ethyl or propyl p-hydroxybenzoate, and anti-oxidants, such as ascorbic acid. Tablet formulations may be uncoated or coated either to modify their disintegration and the subsequent absorption of the active ingredient within the gastrointestinal  
 25 track, or to improve their stability and/or appearance, in either case, using conventional coating agents and procedures well known in the art.

Compositions for oral use may be in the form of hard gelatin capsules in which the active ingredient is mixed with an inert solid diluent, for example, calcium carbonate, calcium

phosphate or kaolin, or as soft gelatin capsules in which the active ingredient is mixed with water or an oil such as peanut oil, liquid paraffin, or olive oil.

Aqueous suspensions generally contain the active ingredient in finely powdered form together with one or more suspending agents, such as sodium carboxymethylcellulose, methylcellulose, hydroxypropylmethylcellulose, sodium alginate, polyvinyl-pyrrolidone, gum tragacanth and gum acacia; dispersing or wetting agents such as lecithin or condensation products of an alkylene oxide with fatty acids (for example polyoxyethylene stearate), or condensation products of ethylene oxide with long chain aliphatic alcohols, for example heptadecaethyleneoxycetanol, or condensation products of ethylene oxide with partial esters derived from fatty acids and a hexitol such as polyoxyethylene sorbitol monooleate, or condensation products of ethylene oxide with long chain aliphatic alcohols, for example heptadecaethyleneoxycetanol, or condensation products of ethylene oxide with partial esters derived from fatty acids and a hexitol such as polyoxyethylene sorbitol monooleate, or condensation products of ethylene oxide with partial esters derived from fatty acids and hexitol anhydrides, for example polyethylene sorbitan monooleate. The aqueous suspensions may also contain one or more preservatives (such as ethyl or propyl p-hydroxybenzoate, anti-oxidants (such as ascorbic acid), colouring agents, flavouring agents, and/or sweetening agents (such as sucrose, saccharine or aspartame).

Oily suspensions may be formulated by suspending the active ingredient in a vegetable oil (such as arachis oil, olive oil, sesame oil or coconut oil) or in a mineral oil (such as liquid paraffin). The oily suspensions may also contain a thickening agent such as beeswax, hard paraffin or cetyl alcohol. Sweetening agents such as those set out above, and flavouring agents may be added to provide a palatable oral preparation. These compositions may be preserved by the addition of an anti-oxidant such as ascorbic acid.

Dispersible powders and granules suitable for preparation of an aqueous suspension by the addition of water generally contain the active ingredient together with a dispersing or wetting agent, suspending agent and one or more preservatives. Suitable dispersing or wetting agents and suspending agents are exemplified by those already mentioned above. Additional excipients such as sweetening, flavouring and colouring agents, may also be present.

The pharmaceutical compositions of the invention may also be in the form of oil-in-water emulsions. The oily phase may be a vegetable oil, such as olive oil or arachis oil, or a mineral oil, such as for example liquid paraffin or a mixture of any of these. Suitable emulsifying agents may

be, for example, naturally-occurring gums such as gum acacia or gum tragacanth, naturally-occurring phosphatides such as soya bean, lecithin, an esters or partial esters derived from fatty acids and hexitol anhydrides (for example sorbitan monooleate) and condensation products of the said partial esters with ethylene oxide such as polyoxyethylene sorbitan  
5 monooleate. The emulsions may also contain sweetening, flavouring and preservative agents.

Syrups and elixirs may be formulated with sweetening agents such as glycerol, propylene glycol, sorbitol, aspartame or sucrose, and may also contain a demulcent, preservative, flavouring and/or colouring agent.

The pharmaceutical compositions may also be in the form of a sterile injectable aqueous  
10 or oily suspension, which may be formulated according to known procedures using one or more of the appropriate dispersing or wetting agents and suspending agents, which have been mentioned above. A sterile injectable preparation may also be a sterile injectable solution or suspension in a non-toxic parenterally-acceptable diluent or solvent, for example a solution in 1,3-butanediol.

15 Suppository formulations may be prepared by mixing the active ingredient with a suitable non-irritating excipient which is solid at ordinary temperatures but liquid at the rectal temperature and will therefore melt in the rectum to release the drug. Suitable excipients include, for example, cocoa butter and polyethylene glycols.

Topical formulations, such as creams, ointments, gels and aqueous or oily solutions or  
20 suspensions, may generally be obtained by formulating an active ingredient with a conventional, topically acceptable, vehicle or diluent using conventional procedure well known in the art.

Compositions for administration by insufflation may be in the form of a finely divided powder containing particles of average diameter of, for example, 30 $\mu$  or much less, the powder itself comprising either active ingredient alone or diluted with one or more physiologically  
25 acceptable carriers such as lactose. The powder for insufflation is then conveniently retained in a capsule containing, for example, 1 to 50mg of active ingredient for use with a turbo-inhaler device, such as is used for insufflation of the known agent sodium cromoglycate.

Compositions for administration by inhalation may be in the form of a conventional pressurised aerosol arranged to dispense the active ingredient either as an aerosol containing  
30 finely divided solid or liquid droplets. Conventional aerosol propellants such as volatile fluorinated hydrocarbons or hydrocarbons may be used and the aerosol device is conveniently arranged to dispense a metered quantity of active ingredient.



For further information on Formulation the reader is referred to Chapter 25.2 in Volume 5 of Comprehensive Medicinal Chemistry (Corwin Hansch; Chairman of Editorial Board), Pergamon Press 1990.

The amount of active ingredient that is combined with one or more excipients to produce  
5 a single dosage form will necessarily vary depending upon the host treated and the particular route of administration. For example, a formulation intended for oral administration to humans will generally contain, for example, from 0.5 mg to 2 g of active agent compounded with an appropriate and convenient amount of excipients which may vary from about 5 to about 98 percent by weight of the total composition. Dosage unit forms will generally contain about 1 mg  
10 to about 500 mg of an active ingredient. For further information on Routes of Administration and Dosage Regimes the reader is referred to Chapter 25.3 in Volume 5 of Comprehensive Medicinal Chemistry (Corwin Hansch; Chairman of Editorial Board), Pergamon Press 1990.

The size of the dose for therapeutic or prophylactic purposes of a compound of the Formula I will naturally vary according to the nature and severity of the conditions, the age and  
15 sex of the animal or patient and the route of administration, according to well known principles of medicine. In particular, compounds of formula (I) and compositions containing them will be used in the treatment of diabetes.

Thus in yet a further aspect, the invention provides a method of treating diabetes which comprises administering to a patient an effective amount of a compound of formula (I) as defined  
20 above.

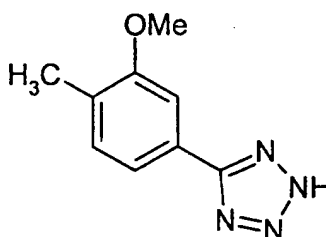
The invention will now be particularly described by way of example.

**EXAMPLES****EXAMPLE 1**

Preparation of 2-(2-carboxybenzyl)-5-[3-methoxy-4-(N-methyl-N-2-pyridyl)aminomethyl]phenyltetrazole (Compound 23 in Table 1)

**Step 1**

5-(3-methoxy-4-methyl)phenyltetrazole



10

A mixture of 3-methoxy-4-methylbenzonitrile (1.47g, 10mmol), triethylamine hydrochloride (2.1g, 15mmol) and sodium azide (2.0g, 30mmol) in 1-methyl-2-pyrrolidinone (20ml) was stirred at 150 °C for 3 hours. The mixture was cooled, diluted with water (30ml) and acidified with 2M hydrochloric acid (30ml). The resulting precipitate was collected by filtration, washed with water and dried to afford the required product (1.9g).

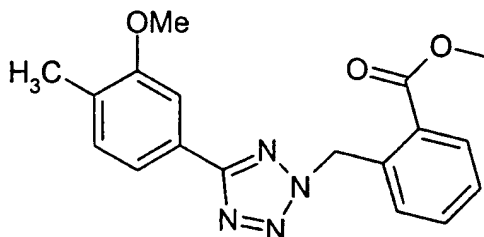
15

NMR d ( $d_6$ -DMSO) 2.2 (3H, s), 3.88 (3H, s), 7.35 (1H, d), 7.55 (2H, m); MS[MH]<sup>+</sup> 191

**Step 2**

2-(2-carbomethoxybenzyl)-5-(3-methoxy-4-methyl)phenyltetrazole

20

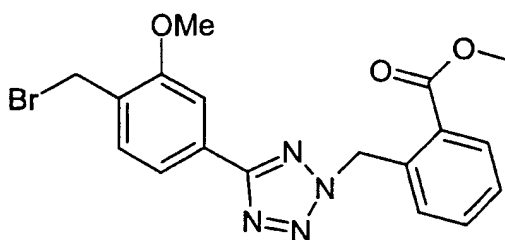


A mixture of 5-(3-methoxy-4-methyl)phenyltetrazole (760mg, 4mmol), 2-carbomethoxybenzyl-bromide (788mg, 4mmol), potassium carbonate (1.38g, 10mmol) and potassium iodide (20mg) in

acetone (50ml) was stirred under reflux for 16 hours. The acetone was evaporated under reduced pressure and the residue was partitioned between water and ethyl acetate. The organic layer was washed with water, dried over anhydrous magnesium sulphate, filtered and evaporated to a gum. This was purified by flash column chromatography on a Varian 20g silica megabondelut column  
5 eluting with 5% v/v to 20% v/v ethyl acetate in isohexane to obtain the title compound (700mg).  
NMR d ( $d_6$ - DMSO) 2.2 (3H, s), 3.8 (3H, s), 3.84 (3H, s), 6.25 (2H, s), 7.25 (2H, d), 7.5 (3H, m), 7.62 (1H, t), 7.97 (1H, d); MS[MH]<sup>+</sup> 339.

## Step 3

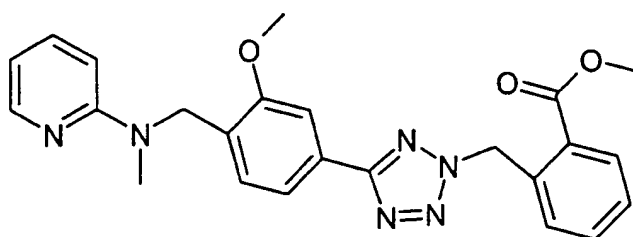
10 2-(2-carbomethoxybenzyl)-5-(4-bromomethyl-3-methoxy)phenyltetrazole



A mixture of 2-(2-carbomethoxybenzyl)-5-(3-methoxy-4-methyl)phenyltetrazole (676mg,  
15 2mmol), N-bromosuccinimide (390mg, 2.2mmol) and benzoyl peroxide (30mg) in carbon tetrachloride (30ml) was stirred under reflux for 3 hours. The reaction mixture was cooled to ambient temperature and washed with water (2 x 30ml). The organic extract was dried over anhydrous magnesium sulphate, filtered and concentrated under reduced pressure to leave the title compound (880mg).  
20 NMR d ( $d_6$ - DMSO) 3.8 (3H, s), 3.95 (3H, s), 4.63 (2H, s), 6.5 (2H, s), 7.3 (1H, t), 7.6 (5H, m), 7.95 (1H, d); MS[MH]<sup>+</sup> 417/419.

## Step 4

2-(2-carbomethoxybenzyl)-5-[3-methoxy-4-(N-methyl-N-2-pyridyl)aminomethyl]  
25 phenyltetrazole



A mixture of 2-(2-carbomethoxybenzyl)-5-(4-bromomethyl-3-methoxy)phenyltetrazole (209mg, 0.5mmol), 2-methylaminopyridine (108mg, 1.0mmol), potassium carbonate (280mg, 2.0mmol) and potassium iodide (84mg, 0.5mmol) in N,N-dimethylacetamide (10ml) was stirred at ambient temperature for 16 hours. The reaction mixture was diluted with water (50ml) and extracted with ethyl acetate. The organic extract was washed with water, dried over anhydrous magnesium sulphate, filtered and the solvent removed under reduced pressure. The residue was purified by flash column chromatography on Varian 20g silica megabondelut column eluting with 10% v/v to 20% v/v ethyl acetate in isohexane to obtain the title compound (90mg).

MS[MH]<sup>+</sup> 445.

#### Step 5

#### Compound 23

15

A mixture of 2-(2-(2-carbomethoxybenzyl)-5-[3-methoxy-4-(N-methyl-N-2-pyridyl)aminomethyl]phenyl)tetrazole (90mg, 0.2mmol) and 1M aqueous lithium hydroxide (1ml, 1mmol) in methanol (10ml) was stirred under reflux for 1 hour. The mixture was cooled, diluted with water (30ml) and acidified with 2M hydrochloric acid (10ml). The resulting mixture was washed with ethyl acetate and the aqueous layer was evaporated under reduced pressure to leave the product as the hydrochloride salt (20mg).

NMR d (d<sub>6</sub>-DMSO) 3.19 (3H, s), 3.89 (3H, s), 4.82 (2H, s), 6.3 (2H, s), 6.9 (1H, t), 7.2 (2H, t), 7.27 (1H, d), 7.52 (1H, t), 7.6 (3H, m), 8.0 (3H, m); MS[MH]<sup>+</sup> 431

#### 25 Example 2

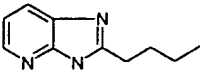
Using the appropriate cyanotoluene in place of 2-methoxy-4-cyanotoluene and the appropriate amine in place of 2-methylaminopyridine, the additional examples in Table 2 were prepared using the method illustrated above in Example 1.

The starting materials are either commercially available or were prepared according to the literature reference (cited in Table 2) or were prepared as described below:

5

Table 2

Comp d no.	cyanotoluene (lit. Reference)	amine (lit reference)	MS (MH) +	NMR $\delta$ ( $d_6$ -DMSO)
9	3-cyanobenzylbromide  ex. Aldrich	2-n-Butyl- benzimidazole  JACS (1937), 59 178	467	0.9 (3H,t), 1.3 (2H,m), 1.7 (2H,m) 3.17 (2H,t), 5.82 (2H,s), 6.3 (2H,s), 7.2 (1H,d), 7.32 (1H,d), 7.57 (5H,m), 7.81 (2H,d), 7.98 (1H,s), 8.0 (2H,d);
10	4-cyanobenzylbromide  ex. Aldrich	2-methylamino- pyridine  ex Aldrich	401	3.2 (3H,s), 4.97 (2H,s), 6.3 (2H,s), 6.9 (1H,t), 7.2 (2H,t), 7.41 (2H,d), 7.5 (1H,t), 7.6 (1H,t), 8.0 (5H,m);
12	4-cyanobenzylbromide  ex. Aldrich	indoline  ex. Aldrich	412	2.88 (2H,t), 3.25 (2H,t), 4.32 (2H,s), 6.3 (2H,s), 6.57 (2H,m), 6.97 (1H,t), 7.02 (1H,d), 7.2 (1H,d), 7.57 (4H,m), 8.0 (3H,m);
15	4-cyanobenzylbromide  ex. Aldrich	2-n-Butyl- benzimidazole	467	0.8 (3H,t), 1.32 (2H,m), 1.66 (2H,m), 2.8 (2H,t), 5.53 (2H,s), 6.3 (2H,s),

		JACS (1937), 59 178		7.1 (3H,d), 7.2 (2H,d), 7.5 (4H,m), 7.97 (3H,m);
16	4-cyanobenzylbromide  ex. Aldrich	 Tetrahedron (1992) 48(48) 10549	468	0.88 (3H,t), 1.32 (2H,m), 1.8 (2H,m), 3.02 (2H,t), 6.1 (2H,s), 6.3 (2H,s), 7.2 (1H,d), 7.5 (1H,t), 7.6 (1H,t), 7.63 (2H,d), 7.78 (1H,t), 8.0 (3H,m), 8.61 (1H,d), 9.0 (1H,d);
21	3-cyanobenzylbromide  ex. Aldrich	2-methylamino- pyridine  ex. Aldrich	401	5.0 (2H,s), 6.3 (2H,s), 6.83 (1H,t), 7.1 (1H,m), 7.22 (1H,d), 7.39 (1H,d), 7.6 (3H,m), 7.82 (1H,t), 7.98 (3H,m), 8.03 (1H,d);
22	3-cyanobenzylbromide  ex. Aldrich	benzimidazole  ex. Aldrich	411	5.8 (2H,s), 6.3 (2H,s), 7.2 (1H,d), 7.57 (6H,m), 7.85 (2H,m), 8.0 (2H,m), 8.19 (1H,s), 9.7 (1H,s);
24	2-methoxy- 4-cyanotoluene  JCS (C), (1969) 183	benzimidazole  ex. Aldrich	441	3.9 (3H,s), 5.7 (2H,s), 6.3 (2H,s), 7.2 (1H,d), 7.6 (7H,m), 7.85 (2H,m), 7.98 (1H,d), 9.6 (1H,s);
26	4-cyanobenzylbromide  ex. Aldrich	2-Methylamino- benzoxazole  JCS (1934) 1186- 1190	441	3.1 (3H,s), 4.8 (2H,s), 6.3 (2H,s), 7.0 (1H,t), 7.13 (1H,t), 7.22 (1H,d), 7.28 (1H,d), 7.4 (1H,d), 7.5 (2H,d), 7.57 (2H,t), 8.0 (3H,m);
27	4-cyanobenzylbromide  ex. Aldrich	2-methylamino- 5-bromopyridine  JOC (1983) 48	479/4 81	3.05 (3H,s), 4.82 (2H,s), 6.3 (2H,s), 6.7 (1H,d), 7.2 (1H,d), 7.35 (2H,d), 7.57 (2H,m), 7.68 (1H,dd),

		1064		7.95 (3H,m), 8.13 (1H,d);
29	4-cyanobenzylbromide  ex. Aldrich	2-methylamino- 5-phenylpyridine  Heterocyles (1986) 24 (7), 1815	477	3.25 (3H,s), 5.0 (2H,s), 6.3 (2H,s), 7.2 (2H,m), 7.39 (1H,t), 7.5 (6H,m), 7.65 (2H,d), 8.0 (3H,t), 8.18 (1H,t), 8.3 (1H,s);
38	2-methoxy- 4-cyanotoluene  JCS (C), (1969) 183	2-methylamino- 5-phenylpyridine  Heterocyles (1986) 24 (7), 1815	507	3.2 (3H,s), 3.9 (3H,s), 4.85 (2H,s), 6.3 (2H,s), 7.1 (1H,m), 7.2 (1H,d), 7.25 (1H,d), 7.35 (1H,d), 7.46 (3H,m), 7.6 (5H,m), 7.98 (1H,d), 8.5 (1H,d), 8.26 (1H,s);
39	2-methoxy- 4-cyanotoluene  JCS (C), (1969) 183	2-aminopyridine  ex. Aldrich	417	3.9 (3H,s), 4.6 (2H,d), 6.3 (2H,d), 6.8 (1H,m), 7.1 (2H,m), 7.5 (5H,m), 7.9 (3H,m)
41	2-bromo- 4-cyanotoluene  J. Prakt. Chem. (1889) 39 487	2-methylamino- pyridine  ex. Aldrich	479/4 81	4.9 (2H,s), 6.32 (2H,s), 6.85 (1H,m), 7.0 (1H,m), 7.25 (2H, m), 7.56 (2H,m), 7.83 (1H,m), 7.98 (2H,m), 8.05 (1H,d), 8.2 (1H,s);

5

13	4-cyanobenzylbromide  ex. Aldrich	benzimidazole  ex. Aldrich	411	5.8 (2H,s), 6.3 (2H,s), 7.2 (1H,d), 7.55 (6H,m), 7.82 (2H,m), 8.0 (3H,m), 9.68 (1H,s);
----	---	----------------------------------	-----	---

14	4-cyanobenzylbromide  ex. Aldrich	indoline  ex. Aldrich	410	5.45 (2H,s), 6.3 (2H,s), 6.48 (1H,s), 7.02 (2H,m), 7.2 (1H,s), 7.3 (2H,d), 7.4 (1H,d), 7.5 (4H,m), 7.95 (3H,br d);
40	4-cyanobenzylbromide  ex. Aldrich	2-n- butylaminopyridi ne  Hererocycles (1988) 27 319	443	0.85 (3H,t), 1.3 (2H,m), 1.5 (2H,m), 3.45 (2H,t), 4.8 (2H,s), 6.34 (2H,s), 6.52 (2H,m), 7.02 (1H,d), 7.35 (2H,d), 7.42 (3H,m), 7.93 (3H,m), 8.05 (1H,m);
28	3-chloro-4-methyl- benzonitrile  ex. Aldrich	2- methylaminopyrid ine  ex. Aldrich	435/4  37	3.2 (3H,s), 4.95 (2H,s), 6.3 (2H,s), 6.85 (1H,t), 7.03 (1H,d), 7.22 (1H,d), 7.35 (1H,d), 7.5 (1H,t), 7.58 (1H,t), 7.83 (1H,br t), 7.92 (1H,d), 7.98 (1H,d), 8.05 (2H,m);

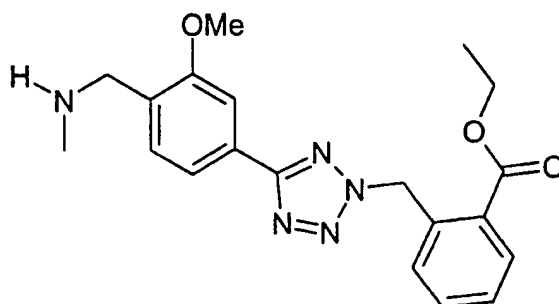
## Example 3

2-(2-Carboxybenzyl)-5-[3-methoxy-4-(*N-tert*-butoxycarbonyl-*N*-  
5 methyl)aminomethyl]phenyltetrazole (Compound 45 in Table 1)

## Step 1

2-(2-Carboethoxybenzyl)-5-[3-methoxy-4-(*N*-methyl)aminomethyl]phenyltetrazole

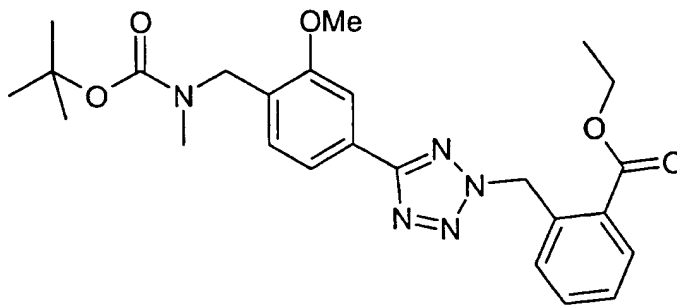




- 2-(2-Carboethoxybenzyl)-5-(4-bromomethyl-3-methoxy)phenyltetrazole (15.53 g, 36.0 mmol) was stirred in a solution of methylamine in ethanol (33% w/v) (175 ml) at -5 °C for 30 minutes.
- 5 The solution was warmed to 0 °C for 1 hour before being concentrated under reduced pressure. The residue was partitioned between water and dichloromethane. The dichloromethane was washed with water before being dried over magnesium sulphate and filtered. The organic phase was concentrated under reduced pressure to afford the *title compound* (10.25 g, 75%) as an orange oil, which was used without further purification.
- 10 NMR  $d_H$  (CDCl<sub>3</sub>) 1.4 (3H, t), 2.5 (3H, s), 4.0 (3H, s), 4.1 (2H, s), 4.4 (2H, q), 6.3 (2H, s), 6.9 (1H, d), 7.5 (3H, m), 7.7 (2H, m), 8.1 (1H, m).
- MS [MS]<sup>+</sup> 382

### Step 2

- 15 2-(2-Carboethoxybenzyl)-5-[3-methoxy-4-(*N-tert*-butoxycarbonyl-*N*-methyl)aminomethyl]phenyltetrazole



- 20 Di-*tert*-butyl dicarbonate (126 mg, 0.58 mmol) was added to a solution of 2-(2-Carboethoxybenzyl)-5-[3-methoxy-4-(*N*-methyl)aminomethyl]phenyltetrazole (200 mg, 0.52 mmol) and triethylamine (0.08 ml, 0.58 mmol) in dichloromethane (5 ml). The mixture was

stirred at ambient temperature for 2 hours. Water (5 ml) was added, and the mixture was extracted with dichloromethane. The organic phase was dried over magnesium sulfate, filtered and concentrated under reduced pressure. The residue was purified by flash column chromatography using a Varian silica megabondelut column,

5 using ethyl acetate-isohexane (1 : 9) as the eluent, to yield the *title compound* (132 mg, 52%) as a colourless oil.

NMR  $d_H$  ( $CDCl_3$ ) 1.4 (12H, m), 2.9 (3H, br), 3.9 (3H, s), 4.4 (2H, q), 4.5 (2H, br), 6.3 (2H, s), 6.9 (1H, d), 7.2 (1H, m), 7.4 (2H, m), 7.6 (2H, s), 7.7 (1H, d), 8.1 (1H, dd).

MS [MS]<sup>+</sup> 482

10

Step 3

Compound 45

2-(2-Carboethoxybenzyl)-5-[3-methoxy-4-(*N-tert*-butoxycarbonyl-*N*-methyl)aminomethyl]phenyltetrazole (132 mg, 0.27 mmol) was dissolved in ethanol (4 ml)

15 containing aqueous 1.0 M lithium hydroxide (0.55 ml, 0.55 mmol). The mixture was heated under reflux for 1 hour before the addition of *c.*HCl (0.11 ml). The solution was concentrated under reduced pressure and the residue was dried, on azeotroping with toluene, to afford the *title compound* (102 mg, 76%) as a yellow solid.

20 NMR  $d_H$  ( $d_6$ -DMSO) 1.4 (9H, m), 2.8 (3H, s), 3.9 (3H, s), 4.4 (2H, s), 6.3 (2H, s), 7.2 (3H, m), 7.6 (3H, m), 8.0 (1H, m).

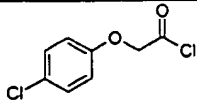
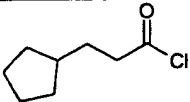
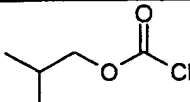
MS [MH]<sup>+</sup> 454

Example 4

Using the appropriate chloride precursor in place of *t*-butylchloroformate in Example 2, the  
25 additional examples in Table 3 were prepared using the method of Example 3.

Table 3

Compd no.	precursor	MS (MH) <sup>+</sup>	NMR $\delta$ ( $d_6$ -DMSO)

46	 ex. Aldrich	522	2.3 (3H,s), 3.9 (5H,m), 4.8 (2H,s), 6.3 (2H,s), 6.9-7.7 (10H,m), 8.0 (1H,m)
47	 Aldrich	478	1.0-1.8 (13H,m), 2.2 (3H,s), 3.9 (3H,m), 4.5 (2H,d), 6.3 (2H,s), 7.2 (3H,m), 7.6 (3H,m), 8.0 (1H,m)
11	 Aldrich	454	

## Example 5

2-[[5-[4-[[6-[(Butoxycarbonyl)amino]-1H-indol-1-yl]methyl]-3-methoxyphenyl]-2H-tetrazol-2-yl]methyl]-benzoic acid (Compound 1 in Table 1)

## 5 Step 1

A mixture of Carbamic acid, [1-[[2-methoxy-4-(1H-tetrazol-5-yl)phenyl]methyl]-1H-indol-6-yl]-butyl ester (150mg.0.36mmol), ethyl(2-bromomethyl)benzoate (104mg.0.43mmol), potassium carbonate (60mg.0.43mmol) and potassium iodide(10mg) in acetone (20ml.) was heated and stirred at 60°C for 4 hours. The mixture was filtered and the  
 10 filtrate was evaporated. The residue was dissolved in ethyl acetate and washed twice with water,dried(MgSO<sub>4</sub>) and evaporated . The resulting oil was columned (Varian Megabondelut silica) run in a gradient of100% dichloromethane to 80% dichloromethane/20% ethyl acetate. Two isomers were isolated :- the least polar-(2- tetrazole) (100mg.)  
 NMR d(CDCl<sub>3</sub>)0.95(t,3H),1.2(t,3H),1.4(m,2H),1.6(m,2H),3.4(m,1H),  
 15 3.95(s,3H),4.15(t,2H),4.4(m,2H),5.3(s,2H),6.3(s,2H),6.5(d,1H),6.65(m,1H),6.8(d,1H),6.9(m,2H),  
 7.1(d,1H),7.4(m,3H),7.65(m,2H),8.05(m,1H)MS583[MH]<sup>+</sup>  
 -and the most polar-(1-tetrazole) (20mg.)  
 NMR d(CDCl<sub>3</sub>)0.95(t,3H),1.2(t,3H),1.4(m,2H),1.6(m,2H),3.4(m,1H),  
 3.8(s,3H),4.15(t,2H),4.4(m,2H),5.3(s,2H),6.1(s,2H),6.5(d,1H),6.65(m,1H),6.8(d,1H),6.9(m,2H),7  
 20 .1(d,1H),7.4(m,3H),7.65(m,2H),8.05(m,1H)MS583[MH]<sup>+</sup>

## Step 2

A mixture of the 2-(ethyl 2-benzyl carboxylate)tetrazole (the least polar product from step 1) (100mg,0.17mmol) and 1M aqueous lithium hydroxide (1ml,1mmol) in ethanol(10ml.) was stirred at ambient temperature for 8 hours. The mixture was then acidified to pH1 using 2M hydrochloric acid and after dilution with water , the solid precipitate was collected and washed. (32mg.) NMR d (d<sub>6</sub>- DMSO) (0.9(t,3H),1.4(m,2H),1.6(m,2H),3.95(s,3H),4.0(m,2H),5.3(s,2H), 6.3(s,2H),6.4(m,1H),6.8(m,1H),7.0(m,1H),7.2(m,1H),7.35(m,1H),7.4(m,1H), 7.6(m,5H),8.0(m,1H),9.4(s,1H).MS553[MH]<sup>+</sup>

10

## Example 6

2-[[5-[4-[[6-[(Butoxycarbonyl)amino]-1H-indol-1-yl]methyl]-3-methoxyphenyl]-1H-tetrazol-1-yl]methyl]-benzoic acid (Compound no 2 in Table 1)

A mixture of the 1-(ethyl 2-benzyl carboxylate)tetrazole (the most polar isomer produced in Example 5 step 1) (20mg,0.034mmol) and 1M aqueous lithium hydroxide (0.2ml,0.2mmol) in ethanol(2ml.) was stirred at ambient temperature for 8 hours. The mixture was then acidified to pH1 using 2M hydrochloric acid and after dilution with water , the solid precipitate was collected and washed. (6mg.) .MS553[MH]<sup>+</sup>

## 20 Example 7

Using the appropriate tetrazole precursor in place of the carbamic acid, [1-[[2-methoxy-4-(1H-tetrazol-5-yl)phenyl]methyl]-1H-indol-6-yl]-, butyl ester, used in Example 5, the Compounds listed in Table 4 were prepared using a method analogous to that of Example 5

25 The tetrazole precursors were prepared according to the literature ((1) Yee, Ying K.; Bernstein, Peter R.; Adams, Edward J.; Brown, Frederick J.; Cronk, Laura A.; Hebbel, Kevin C.; Vacek, Edward P.; Krell, Robert D.; Snyder, David W. A novel series of selective leukotriene antagonists: exploration and optimization of the acidic region in 1,6-disubstituted indoles and indazoles. J. Med. Chem. (1990), 33(9), 2437-51; (2) Brown, Frederick Jeffrey; Bernstein, Peter Robert; Yee, Ying Kwong. Heterocyclic amides. Eur. Pat. Appl. EP179619 A1) or were prepared as described below:

30

Table 4

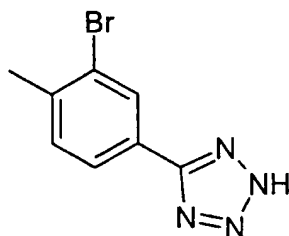
Compound No	precursor	MS (MH) <sup>+</sup>	NMR $\delta$ (d <sub>6</sub> -DMSO)
5		566	(CDCl <sub>3</sub> ) 1.8(m,8H), 3.7(s,3H), 4.0(s,2H), 4.05(m,1H), 5.6(s, 2H), 6.85(m,4H), 7.4(m,1H), 7.6(m,3H), 8.0(m,3H)
6		565	1.0(m,2H), 1.15(m,4H), 1.2(m,2H), 3.2(s,3H), 3.7(m,3H), 6.0(s,2H), 6.8(m,2H), 7.2(m,8H), 7.5(m,1H),7.7(m,1H)

## Example 8

5 1-(2-carboxybenzyl)-3-(3-bromo-4-(N-methyl-N-2-pyridyl)aminomethyl) phenylpyrazole  
(Compound 43 in Table 1)

## Step 1

5-(3-bromo-4-methyl)phenyltetrazole



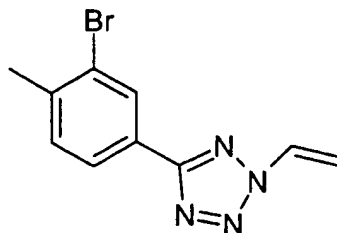
10

A mixture of 3-bromo-4-methylbenzonitrile (8.8g, 45mmol), triethylamine hydrochloride (9.3g, 67.5mmol) and sodium azide (8.8g, 135mmol) in 1-methyl-2-pyrrolidinone (60ml) was stirred at 150 °C for 3 hours. The reaction mixture was cooled to ambient temperature and acidified with 15 2M hydrochloric acid. After stirring for 15 minutes, the mixture was filtered and the residue

washed with water and dried to give the title compound (9.2g). NMR d ( $d_6$ -DMSO) 2.4 (3H, s), 7.58 (1H, d), 7.95 (1H, d), 8.2 (1H, s); MS [MH]<sup>+</sup> 239/241.

### Step 2

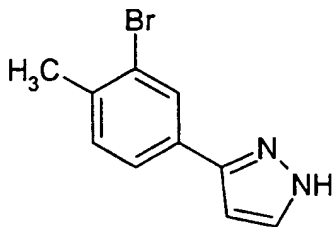
#### 5 1-vinyl-5-(3-bromo-4-methyl)phenyltetrazole



A mixture of 5-(3-bromo-4-methyl)phenyltetrazole (2.4g, 10mmol), mercuric acetate (50mg) and  
10 2 drops of concentrated sulphuric acid in vinyl acetate (8.0ml) was heated under reflux for 2  
hours. The excess vinyl acetate was then evaporated under reduced pressure, and the residue was  
purified by flash column chromatography on a Varian 20g silica megabondelut column, eluting  
with 5% v/v ethyl acetate in isohexane, to give the title compound (2.0g)  
NMR d ( $d_6$ -DMSO) 2.5 (3H, s), 5.4 (1H, dd), 6.25 (1H, dd), 7.37 (1H, d), 7.55 (1H, q), 8.02  
15 (1H, dd), 8.39 (1H, s); MS [MH]<sup>+</sup> 265/267.

### Step 3

#### 3-(3-bromo-4-methyl)phenylpyrazole



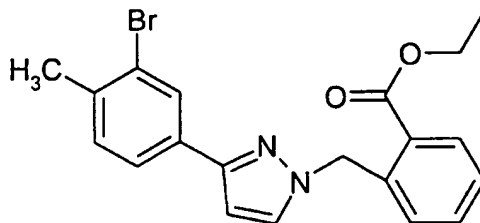
20

1-vinyl-5-(3-bromo-4-methyl)phenyltetrazole was heated under reflux in 2-dichlorobenzene  
(60ml) for 8 hours. The dichlorobenzene was then removed under reduced pressure and the  
residue was purified by flash column chromatography on a 50g silica Isolute column, eluting

with ethyl acetate, to give the title compound (1.7g). NMR d ( $d_6$ -DMSO) 2.32 (3H, s), 6.74 (1H, s), 7.38 (1H, d), 7.7 (2H, m), 8.0 (1H, s), 12.9 (1H, br) ; MS  $[MH]^+$  237/239.

## Step 4

## 5 1-(2-carboethoxybenzyl)-3-(3-bromo-4-methyl)phenylpyrazole



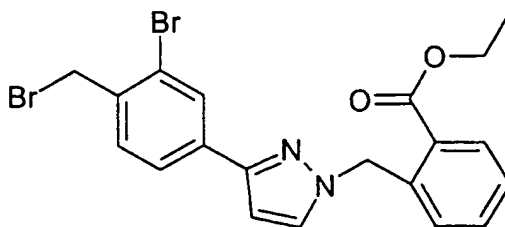
A mixture of 3-(3-bromo-4-methyl)phenylpyrazole (1.7g, 7.17mmol), 2-carboethoxybenzyl bromide (1.74g, 7.17mmol) and potassium carbonate (4.9g, 35.8mmol) in acetone (50ml) was stirred under reflux for 16 hours. A further 0.87g (3.59mmol) of 2-carboethoxybenzyl bromide was added and mixture stirred under reflux for a further 24 hours. The acetone was removed by distillation under reduced pressure and the residue was partitioned between water and ethyl acetate. The ethyl acetate extract was dried over anhydrous magnesium sulphate, filtered and evaporated. The residue was purified by flash column chromatography on a 20g Varian silica megabondelut column, eluting with 5% v/v to 10% v/v ethyl acetate in isohexane, to leave the title compound (2.2g).

NMR d ( $d_6$ -DMSO) 1.35 (3H, t), 2.37 (3H, s), 4.34 (2H, q), 5.7 (2H, ), 5.79 (1H, d), 6.85 (1H, d), 7.33 (1H, d), 7.4 (1H, t), 7.5 (1H, t), 7.64 (1H, d), 7.81 (1H, d), 7.9 (1H, d), 7.97 (1H, d); MS  $[MH]^+$  399/401.

20

## Step 5

## 1-(2-carboethoxybenzyl)-3-(3-bromo-4-bromomethyl)phenylpyrazole

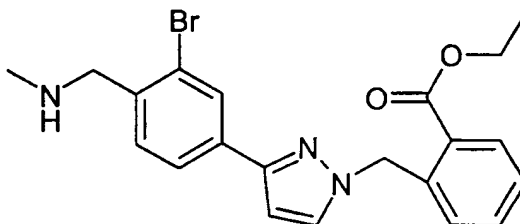


A mixture of 1-(2-carboethoxybenzyl)-3-(3-bromo-4-methyl)phenyltetrazole (2.1g, 5.26mmol), N-bromosuccinimide (1.07g, 6.0mmol) and benzoyl peroxide (100mg) in carbon tetrachloride (50ml) was stirred under reflux for 16 hours. The mixture was cooled and washed with water (3 x 20ml), dried over anhydrous magnesium sulphate, filtered and evaporated to leave the crude product as a solid (3.1g).

NMR d ( $d_6$ -DMSO) 1.34 (3H, t), 4.35 (2H, q), 4.75 (2H, s), 5.72 (2H, s), 6.83 to 8.0 (9H, aromatics); MS [MH]<sup>+</sup> 477/479/481

#### Step 6

10 1-(2-carboethoxybenzyl)-3-(3-bromo-4-methylaminomethyl)phenylpyrazole



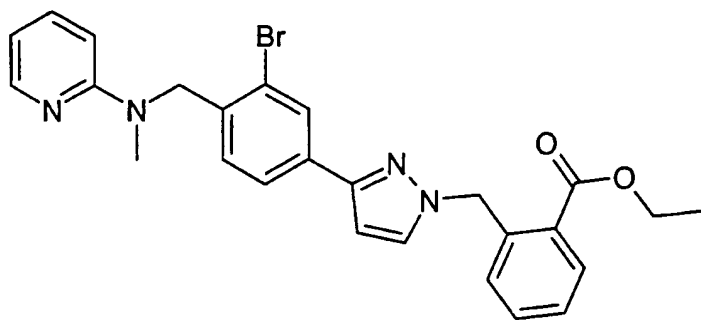
1-(2-carboethoxybenzyl)-3-(3-bromo-4-bromomethyl)phenyltetrazole (1.1g) was stirred in 33% ethanolic methylamine solution (50ml) for 6 hours. The ethanol was removed by evaporation and the residue was partitioned between ethyl acetate and saturated sodium carbonate solution. The ethyl acetate extract was dried over anhydrous magnesium sulphate, filtered and evaporated to an oil. This oil was purified by flash column chromatography on a Varian 20g silica megabondelut column, eluting with ethyl acetate followed by 10% ethanol in ethyl acetate and finally 10% ethanol in ethyl acetate containing 1% of triethylamine, to give the product (290mg).

20 NMR d ( $d_6$ -DMSO) 1.4 (3H, t), 2.42 (3H, s), 3.82 (2H, s), 4.4 (2H, q), 5.8 (2H, s), 6.59 (1H, d), 6.9 (1H, d), 7.4 (4H, m), 7.7 (1H, dd), 8.01 (2H, m); MS [MH]<sup>+</sup> 477/479/481

#### Step 7

1-(2-carboethoxybenzyl)-3-[3-bromo-4-(N-methyl-N-2-pyridyl)aminomethyl] pyrazole





A mixture of 1-(2-carboethoxybenzyl)-3-(3-bromo-4-(N-methyl-N-(2-pyridin-2-yl)aminomethyl)phenyl)pyrazole (280mg, 0.65mmol) and N,N-diisopropylamine (0.5ml) in 2-fluoropyridine (10ml) was stirred under reflux in an inert atmosphere for 48 hours. The excess 2-fluoropyridine was evaporated under reduced pressure and the residue was partitioned between ethyl acetate and saturated sodium carbonate solution. The ethyl acetate extract was dried over anhydrous magnesium sulphate, filtered and evaporated to dryness. The residue was purified by flash column chromatography on a Varian 20g silica megabondelut column, eluting with 20% ethyl acetate in isohexane, to give the title compound (200mg).

NMR d ( $d_6$ -DMSO) 1.4 (3H, t), 3.15 (3H, s), 4.4 (2H, q), 4.8 (2H, s), 5.8 (2H, s), 6.43 (1H, d), 6.58 (2H, m), 6.85 (1H, d), 7.07 (1H, d), 7.4 (4H, m), 7.62 (1H, d), 8.01 (1H, d), 8.03 (1H, s), 8.19 (1H, d); MS [MH]<sup>+</sup> 505/507.

#### 15 Step 8 (Compound 43)

A mixture of 1-(2-carboethoxybenzyl)-3-[3-bromo-4-(N-methyl-N-(2-pyridin-2-yl)aminomethyl)phenyl]pyrazole (190mg, 0.375mmol) and 2M aqueous lithium hydroxide solution (0.5ml, 0.5mmol) in ethanol (10ml) was stirred under reflux for 2 hours. The mixture was cooled to ambient temperature and neutralised with 1M aqueous hydrochloric acid. The solution was concentrated under reduced pressure. The residue was purified by flash column chromatography on a Varian 20g silica megabondelut eluting with 5% v/v to 10% v/v ethyl acetate in isohexane to obtain the title compound (140mg).

NMR d ( $d_6$ -DMSO) 3.03 (3H, s), 4.79 (2H, s), 5.75 (2H, s), 6.6 (2H, m), 6.78 (2H, m), 7.0 (1H, d), 7.39 (1H, t), 7.5 (2H, m), 7.66 (1H, d), 7.82 (1H, d), 7.9 (1H, d), 8.0 (1H, s), 8.03 (1H, d);

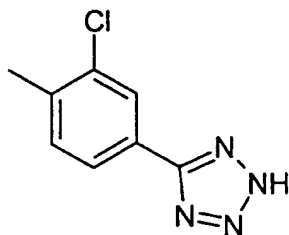
MS [MH]<sup>+</sup> 477/479.

## Example 9

Preparation of Compound 36 in Table 1 - 1-(2-Carboxy)benzyl-3-[3-chloro-4-(*N*-methyl-*N*-2-pyridyl)aminomethyl]phenylpyrazole

## 5 Step 1

5-(3-Chloro-4-methyl)phenyltetrazole



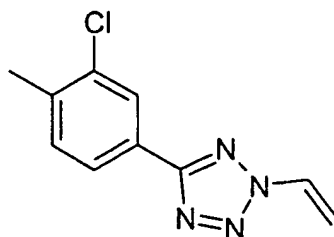
- 10 3-Chloro-4-methylbenzonitrile (1.51 g, 10 mmol) was dissolved in *N*-methylpyrrolidinone (20 ml) containing triethylamine hydrochloride (2.05 g, 15 mmol) and sodium azide (1.95 g, 30 mmol). The solution was heated at 155 °C for 5 hours before being cooled and diluted with water (40 ml). The mixture was acidified using dilute hydrochloric acid (3.0 M, 20 ml). The precipitate formed was filtered off and washed with water before being dried to yield the *title*
- 15 *compound* (2.05 g) which was used without further purification.

MS [MH]<sup>+</sup> 195

NMR <sub>D</sub>H (d<sub>6</sub>-DMSO) 2.4 (3H, s), 7.6 (1H, d), 7.9 (1H, d), 8.0 (1H, s).

## Step 2

20 2-Vinyl-5-(3-chloro-4-methyl)phenyltetrazole



- 5-(3-Chloro-4-methyl)phenyltetrazole (582 mg, 3 mmol), was dissolved in vinyl acetate (2.5 ml)
- 25 containing mercury(II) acetate (20 mg) and catalytic concentrated sulfuric acid (1 drop). The

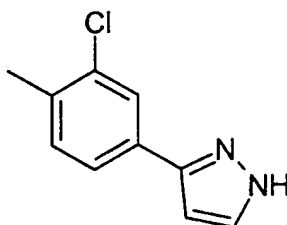
mixture was heated, under argon, at 100 °C for approximately 16 hours before being cooled. The mixture was purified by flash column chromatography, using ethyl acetate-iso-hexane (10 : 90) as eluent, to afford the *title compound* (530 mg, 80%).

MS [MH]<sup>+</sup> 220

5 NMR d<sub>H</sub> (d<sub>6</sub>-DMSO) 2.4 (3H, s), 5.6 (1H, d), 6.2 (1H, d), 7.5 (1H, d), 7.9 (2H, m), 8.0 (1H, s).

### Step 3

3-(3-chloro-4-methyl)phenylpyrazole



10

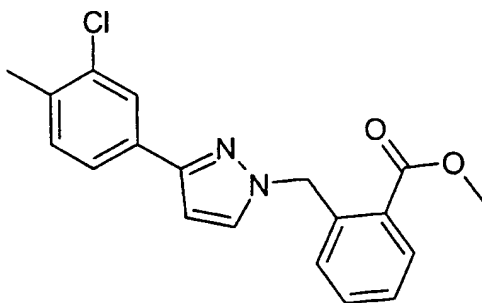
2-Vinyl-5-(3-chloro-4-methyl)phenyltetrazole (370 mg, 1.7 mmol) was heated at 180 °C in 1,2-dichlorobenzene (25 ml) for approximately 16 hours. The mixture was concentrated under reduced pressure to afford the *title compound* (246 mg, 76%) as a pink solid.

15 MS [MH]<sup>+</sup> 193

NMR d<sub>H</sub> (d<sub>6</sub>-DMSO) 2.3 (3H, s), 6.7 (1H, s), 7.3 (1H, d), 7.7 (2H, m), 7.8 (1H, s), 12.9 (1H, br).

### Step 4

1-(2-Carbomethoxy)benzyl-3-(3-chloro-4-methyl)phenylpyrazole



20

3-(3-Chloro-4-methyl)phenylpyrazole (230 mg, 1.2 mmol) was dissolved in acetone (5 ml) containing 2-carbomethoxybenzyl bromide (365 mg, 1.6 mmol), potassium carbonate (200 mg) and potassium iodide (catalytic). The mixture was heated at 60 °C for approximately 16 hours before being concentrated under reduced pressure. The residue was purified by flash column chromatography, using ethyl acetate-iso-hexane (10 : 90 increasing to 25 : 75) as eluent, to yield the *title compound* (326 mg, 80%).

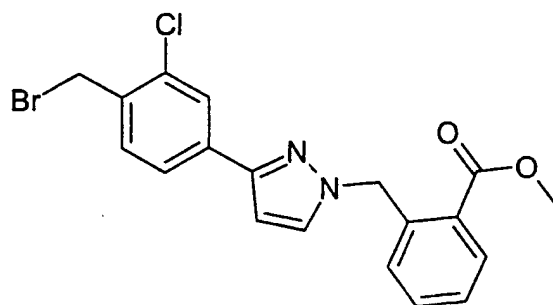
MS [MH]<sup>+</sup> 341

NMR <sub>d<sub>H</sub></sub> (d<sub>6</sub>-DMSO) 2.3 (3H, s), 3.9 (3H, s), 5.7 (2H, s), 6.8 (1H, d), 6.9 (1H, d), 7.3 (1H, m), 7.4 (1H,m), 7.5 (1H, m), 7.6 (1H, m), 7.8 (1H, s), 7.9 (2H, m).

10

#### Step 5

1-(2-Carbomethoxy)benzyl-3-(3-chloro-4-bromomethyl)phenylpyrazole



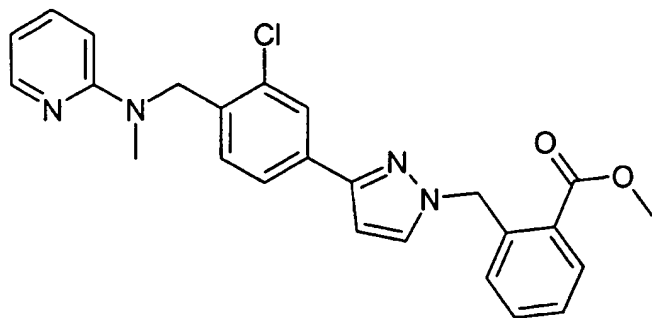
15

1-(2-Carbomethoxy)benzyl-3-(3-chloro-4-methyl)phenylpyrazole (320 mg, 0.9 mmol) was taken up in carbon tetrachloride (10 ml) containing *N*-bromosuccinimide (184 mg, 1.0 mmol). The mixture was heated to 70 °C and AIBN (20 mg) was added. The temperature was increased to 90 °C for 4.5 hours and the solution was cooled and filtered. The filtrate was washed with water and the organic phase was dried with magnesium sulfate, filtered and concentrated under reduced pressure to afford the *title compound* (600 mg) which was used without further purification.

MS [MH]<sup>+</sup> 421.

#### Step 6

25 1-(2-Carbomethoxy)benzyl-3-[3-chloro-4-(*N*-methyl-*N*-2-pyridyl)aminomethyl]phenylpyrazole



1-(2-Carbomethoxy)benzyl-3-(3-chloro-4-bromomethyl)phenylpyrazole (600 mg, 1.4 mmol) was added to a solution of 2-(*N*-methyl)aminopyridine (0.14 ml, 1.4 mmol) containing potassium carbonate (386 mg) and catalytic potassium iodide. The mixture was stirred at ambient temperature for approximately 16 hours before being poured onto water. The mixture was extracted using diethyl ether and the combined organic extracts were washed with water and brine before being dried over magnesium sulfate and filtered. The solution was concentrated under reduced pressure. The residue was purified by flash column chromatography, using ethyl acetate-iso-hexane (10 : 90 increasing to 25 : 75) as eluent, to afford the *title compound* (30 mg, 5%).

MS [MH]<sup>+</sup> 447.

#### Step 7

#### 15 Compound 36

1-(2-Carbomethoxy)benzyl-3-[3-chloro-4-(*N*-methyl-*N*-2-pyridyl)aminomethyl]phenylpyrazole (28 mg, 0.06 mmol) was stirred in a solution of aqueous sodium hydroxide (1.0 M, 0.5 ml) and methanol (3 ml) at ambient temperature for approximately 16 hours. The methanol was removed under reduced pressure, and the aqueous residue was washed using ethyl acetate. The aqueous phase was acidified using dilute hydrochloric acid (1.0 M) and the resulting solution was extracted into diethyl ether. The extracts were dried over magnesium sulfate, filtered and concentrated under reduced pressure to afford the *title compound* (22 mg, 81%) as a solid.

MS [MH]<sup>+</sup> 431

NMR <sub>d<sub>H</sub></sub> (d<sub>6</sub>-DMSO) 3.1 (3H, s), 4.9 (2H, s), 5.8 (2H, s), 6.7 (2 H, m), 6.9 (2H, m), 7.1 (1H, d), 7.4 (1H, m), 7.6 (2H, m), 7.7 (1H, m), 7.9 (2H, m), 8.0 (1H, m), 8.1 (1H, m).

## Example 10

Using a method analogous to that described in Examples 8 and 9, the compounds listed in Table 5 were prepared.

5

Table 5

Example	ester precursor*	MS (MH) <sup>+</sup>	NMR $\delta$ (d <sub>6</sub> -DMSO)
17	Ethyl	463	0.8 (3H, t), 1.3 (2H, m), 1.7 (2H, m), 2.8 (2H, t), 5.4 (2H, s), 5.7 (2H, s), 6.7 (2H, m), 7-7.8 (12H, m).
25	Methyl	397	3.1 (3H, s), 4.8 (2H, s), 5.8 (2H, s), 6.7 (4H, m), 7.3 (2H, d), 7.5 (3H, m), 7.8 (2H, d), 7.9 (1H, m), 8.0 (1H, d), 8.1 (1H, m).
19	Ethyl	549	0.8 (6H, m), 1.1-1.6 (8H, m), 2.2 (1H, m), 5.3 (2H, s), 5.7 (2H, s), 6.4 (1H, m), 6.7 (2H, m), 7.1 (3H, m), 7.4 (4H, m), 7.8 (5H, m), 9.7 (1H, s).

\*Ethyl ester precursors followed the route of Example 8 whilst methyl ester precursors followed the route of Example 9.

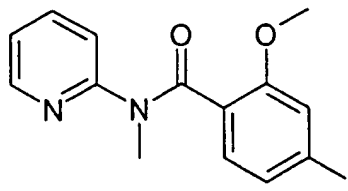
10

## Example 11

1-(2-carboxybenzyl)-4-(3-methoxy-4-(N-methyl-N-2-pyridyl)aminomethyl)phenylpyrazole  
(Compound 44 in Table 1)

## Step 1

15 (N-methyl-N-2-pyridyl)-2-methoxy-4-iodobenzamide

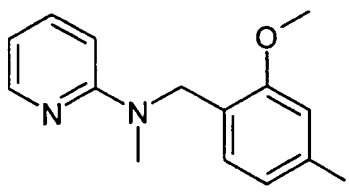


4-iodo-2-methoxybenzoic acid (2.5 g, 9 mmol) dissolved in 25ml dichloromethane and 2 drops dimethylformamide was treated with oxalyl chloride (1.66 ml, 19 mmol) in five 0.33 ml portions over 15 minutes waiting for the effervescence to subside between additions. The reaction mixture  
20 was evaporated to dryness and the residue dissolved in dichloromethane (15 ml). This solution

was added dropwise to a solution of 2-methylaminopyridine (972 mg, 9 mmol) and triethylamine (2.51 ml, 18 mmol) in dichloromethane (20 ml). The reaction was allowed 1 hour, washed with water twice and evaporated down to an oil. The crude oil was eluted down a 20g Varian MegaBond Elut<sup>®</sup> column using 20-30% v/v ethyl acetate in isohexane. The product containing 5 fractions were grouped and evaporated to an oil which solidified on standing. The resulting solid was dried under high vacuum (3.12 g): NMR  $\delta$  (CDCl<sub>3</sub>) 3.51 (3 H, s) 3.62 (3 H, s) 7.04 (4 H, m) 7.26 (1H, d) 7.47 (1 H, t) 8.39 (1 H, d); MS [MH<sup>+</sup>] 369.1

## Step 2

10 1-iodo-3-methoxy-4-(N-methyl-N-2-pyridyl)aminomethylbenzene

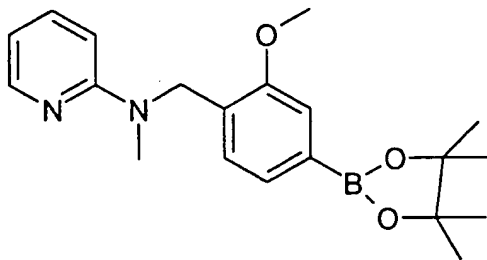


Trichlorosilane (0.5 ml, 4.95 mmol) dissolved in 2 ml toluene was added to (N-methyl-N-2-pyridyl)-2-methoxy-4-iodobenzamide (300 mg, 0.815 mmol) in 2 ml toluene under an argon atmosphere. The reaction was refluxed for 20 hours, cooled, diluted with dichloromethane and 15 gently treated with water until effervescence subsided. The mixture was then basified with solid KOH to pH 13, the phases separated and the aqueous extracted with dichloromethane twice. The combined organic extracts were evaporated to an oil (285 mg at 100% strength): NMR  $\delta$  (CDCl<sub>3</sub>) 3.1 (3 H, s) 3.83 (3 H, s) 4.67 (2 H, s) 6.44 (1 H, d) 6.53 (1 H, dd) 6.74 (1 H, d) 7.18 (2 H, m) 7.4 (1 H, m) 8.17 (1 H, dd); MS [MH<sup>+</sup>] 355.2

20

## Step 3

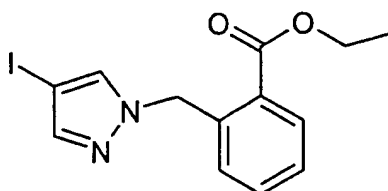
1-pinacolboronate-3-methoxy-4-(N-methyl-N-2-pyridyl)aminomethylbenzene



To an argon inerted flask was charged the 1-iodo-3-methoxy-4-(N-methyl-N-2-pyridyl)aminomethylbenzene (87 mg, 0.246 mmol), PdCl<sub>2</sub>(dppf) (6 mg, 0.0074 mmol) potassium acetate (72.4 mg, 0.737 mmol), bis pinacolato diboron (69 mg, 0.272 mmol) and dimethyl sulphoxide (4 ml). The reaction was heated to 80°C and after 5 minutes cooled to ambient. The reaction was quenched with water and extracted with dichloromethane 3 times. The combined dichloromethane extracts were washed with water and evaporated to an oil. The oil was eluted down a 10 g Varian Mega Bond Elut<sup>®</sup> column with 5-30% ethyl acetate in isohexane. The product containing fractions were combined and evaporated to an oil (58 mg): NMR δ (CDCl<sub>3</sub>) 1.33 (12 H, s) 3.16 (3 H, s) 3.9 (3 H, s) 4.73 (2 H, s) 6.43 (1 H, d) 6.51 (1 H, m) 7.05 (1 H, d) 7.33 (3 H, m) 8.16 (1 H, d); MS [MH<sup>+</sup>] 355.4

## Step 4

## 1-(2-Carboethoxybenzyl)-4-iodopyrazole

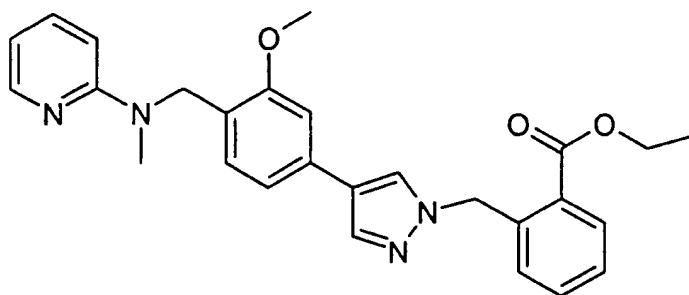


To a solution of ethyl-(2-bromomethyl)benzoate (1.0 g, 4.12 mmol) in dimethylformamide (10 ml) was added potassium carbonate (625 mg, 4.52 mmol), potassium iodide (10 mg, 0.06 mmol) and 4-iodopyrazole (879 mg, 4.53 mmol). The reaction was stirred at ambient for 15 minutes, then at 60°C for 2 hours. The reaction was cooled down to ambient, filtered, the residues washed with DMF and the combined filtrates evaporated down to an oil. The crude oil was eluted down a 20 g Varian Mega Bond Elut<sup>®</sup> column with 0-6% ethyl acetate in isohexane. The fractions containing the product were combined and evaporated down to isolate the product as an oil (930 mg): NMR δ (CDCl<sub>3</sub>) 1.4 (3 H, t) 4.39 (2 H, q) 5.75 (2 H, s) 6.99 (1 H, d) 7.36 (1 H, t) 7.46 (1 H, t) 7.55 (2 H, s) 8.02 (1 H, d); MS [MH<sup>+</sup>] 357.1

## Step 5

## 1-(2-carboethoxybenzyl)-4-(3-methoxy-4-(N-methyl-N-2-pyridyl)aminomethyl)phenylpyrazole





To an argon inerted flask was charged 1-pinacolboronate-3-methoxy-4-(N-methyl-N-2-pyridyl)aminomethylbenzene (58 mg, 0.164 mmol), 1-(2-Carboethoxybenzyl)-4-iodopyrazole (58 mg, 0.164 mmol), potassium carbonate (34 mg, 0.246 mmol), PdCl<sub>2</sub>(dppf) (2.6 mg, 0.0032 mmol) and dimethylformamide (4 ml). The reaction was stirred at 60°C for 2.5 hours, cooled to ambient, quenched with water and extracted with dichloromethane 3 times. The combined extracts were washed with water and evaporated to an oil. The crude oil was eluted down a 10 g Varian Mega Bond Elut<sup>®</sup> column with 5-30% ethyl acetate in isohehexane. The product containing fractions were combined and evaporated down to isolate the product as an oil (57 mg): NMR δ (CDCl<sub>3</sub>) 1.39 (3 H, t) 3.13 (3 H, s) 3.88 (3 H, s) 4.38 (2 H, q) 4.72 (2 H, s) 5.78 (2 H, s) 6.47 (1 H, d) 6.52 (1 H, m) 6.99 (4 H, m) 7.4 (3 H, m) 7.72 (1 H, s) 7.8 (1 H, s) 8.02 (1 H, d) 8.18 (1 H, d); MS [MH<sup>+</sup>] 457.2

#### Step 6 (Compound 44)

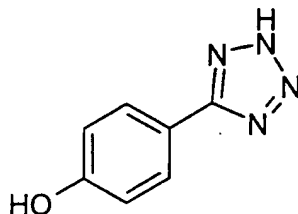
1-(2-carboethoxybenzyl)-4-(3-methoxy-4-(N-methyl-N-2-pyridyl)aminomethyl)phenylpyrazole (134 mg, 0.29 mmol) and 1M aq lithium hydroxide (0.59 ml, 0.59 mmol) were refluxed in ethanol (5 ml) for 2.5 hours. The reaction mixture was evaporated to dryness and the residue partitioned between dichloromethane and water. 0.96 N hydrochloric acid (0.61 ml, 0.59 mmol) was added to the mixture, the phases stirred and separated. The aqueous phase was extracted with dichloromethane and the combined organic extracts washed with water and then evaporated to a foam which was broken up to a solid (85 mg at 100% strength): NMR δ (CDCl<sub>3</sub>) 3.12 (3 H, s) 3.83 (3 H, s) 4.75 (2 H, s) 5.51 (2 H, s) 6.58 (2 H, m) 6.85 (2 H, m) 6.99 (2 H, m) 7.42 (3 H, m) 7.61 (1 H, s) 7.78 (1 H, s) 8.02 (1 H, d) 8.29 (1 H, d); MS [MH<sup>+</sup>] 429.3

#### Example 12

Preparation of 2-(2-carboxybenzyl)-5-[4-(2-quinolylmethoxy)phenyl] tetrazole (Compound 33 in Table 1)

## Step 1

## 5-(4-hydroxyphenyl)tetrazole



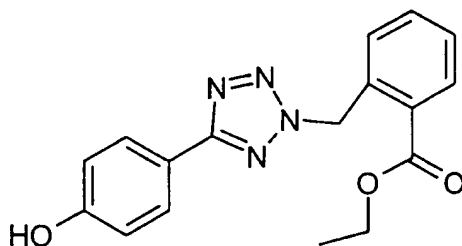
5

A mixture of 4-cyanophenol (4.8g, 40mmol), sodium azide (7.8g, 120mmol) and triethylamine hydrochloride (8.24g, 60mmol) in 1-methyl-2-pyrrolidinone (40ml) was stirred and heated in an oil bath at 140 °C for five hours. The cooled solution was acidified with 2M hydrochloric acid (200ml) and extracted with ethyl acetate (3 x 100ml). The combined ethyl acetate extracts were washed with water (3 x 100ml), dried over anhydrous magnesium sulphate, filtered and evaporated to a fawn solid which was crystallised from 50% v/v ethyl acetate in isohexane to give the title compound (5.1g.)

NMR d ( $d_6$ -DMSO) 6.95 (2H,d), 7.85 (2H,d), 10.13 (1H,br); MS[MH]<sup>+</sup> 163

## 15 Step 2

## 2-(carboethoxybenzyl)-5-(4-hydroxyphenyl)tetrazole



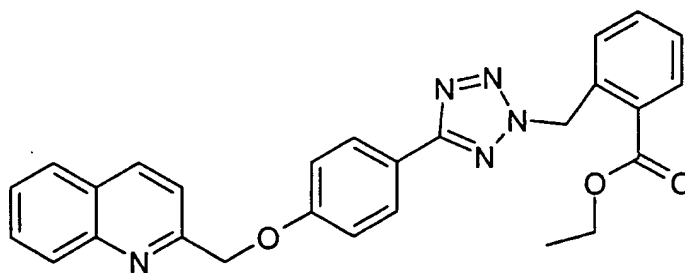
20 A mixture of 5-(4-hydroxyphenyl)tetrazole (1.62g, 10mmol), 2-carboethoxybenzylbromide (2.91g, 12mmol) and sodium hydrogen carbonate (1.7g, 20mmol) in N,N-dimethylformamide (10ml) was stirred at ambient temperature for 16 hours. The mixture was then diluted with water (40ml) and extracted with ethyl acetate (3 x 20ml). The ethyl acetate extracts were washed with water (3 x 20ml), dried over anhydrous magnesium sulphate, filtered and evaporated to an oil.

This oil was purified by flash chromatography on a Varian 20g silica megabondelut column eluting with 10% to 40% v/v ethyl acetate in isohexane to give the title compound (2.2g) as a white solid.

NMR d ( $d_6$ -DMSO) 1.35 (3H,t), 4.3 (2H,q), 6.3 (2H,s), 6.98 (2H,d), 7.4 (1H,d), 7.65 (1H,t), 7.7  
5 (1H,t), 7.9 (2H,d), 8.02 (1H,d), 10.0 (1H,s); MS[MH]<sup>+</sup> 325

### Step 3

2-(2-carboethoxybenzyl)-5-[4-(2-quinolylmethoxy)phenyl] tetrazole



10

A mixture of 2-(carboethoxybenzyl)-5-(4-hydroxyphenyl)tetrazole (182mg, 0.56mmol), 2-chloromethylquinoline hydrochloride (107mg, 0.5mmol), potassium carbonate (276mg, 2.0mmol)  
15 and potassium iodide (20mg) in N,N-dimethylformamide (3.0ml) was stirred at ambient temperature for 24 hours. The mixture was diluted with water (20ml), and aqueous saturated sodium carbonate solution (5.0ml) was added. The mixture was stirred for 15 minutes then the precipitate was filtered off, washed with water and dried to give the title compound. (200mg).  
NMR d ( $d_6$ -DMSO) 1.25 (3H,t), 4.25 (2H,q), 5.44 (2H,s), 6.24 (2H,s), 7.22 (2H,d), 7.3 (1H,d),  
20 7.52 (1H,t), 7.6 (2H,m), 7.7(1H,d), 7.78 (1H,t), 7.98 (5H,m), 8.4 (1H,d); MS[MH]<sup>+</sup> 466

### Step 4

Compound 33

A mixture of 2-(2-carboethoxybenzyl)-5-[4-(2-quinolylmethoxy)phenyl] tetrazole (150mg,  
25 0.322mmol) and 1M aqueous lithium hydroxide (1ml, 1.0mmol) in ethanol (5.0ml) was stirred and heated at reflux temperature for 30 minutes. The mixture was cooled and acidified with concentrated hydrochloric acid (0.5ml). The precipitate which formed on standing was collected

by filtration, washed with ethanol and dried to give the title compound ( 130mg) as the hydrochloride salt. NMR d ( $d_6$ -DMSO) 5.35 (2H, br), 5.6 (2H, s), 6.3 (2H, s), 7.2 (3H,m), 7.5 (1H,t), 7.6 (1H,t), 7.7(1H,t), 7.8 (1H,d), 7.85 (1H,t), 8.02 (3H,d), 8.1 (1H,d), 8.15 (1H,d), 8.6 (1H,d); MS[MH]<sup>+</sup> 438

5

### Example 13

#### Biological Assays

##### (a) Ligand binding assay

The assay was based on a scintillation proximity assay in which the displacement of radiolabelled [<sup>3</sup>H] BRL 49653 (rosiglitazone) binding from biotinylated human PPAR $\gamma$ -recombinant protein was measured. The PPAR $\gamma$  ligand binding domain (LBD) of human PPAR $\gamma$ 1 was expressed in *E-Coli* as a poly his and *c-myc* tagged fusion protein. Compounds of the invention were incubated with [<sup>3</sup>H] BRL 49653, 30nM (0.1mCi), biotinylated human PPAR $\gamma$  LBD protein (150 ng) and streptavidin SPA beads, 0.25 mg/well. Compounds were able to  
15 displace radiolabel and so have pharmacological potential as PPAR $\gamma$  agonists or antagonists.

##### (B) Cell transactivation assays:

Assays were performed by transient transfection of Hepalclc7 cells in which compounds of the invention were tested for their ability to activate human PPAR $\alpha$ ,  $\delta$  and  $\gamma$  isoforms. Cells were  
20 co-transfected with either PPAR $\alpha$ ,  $\delta$  and  $\gamma$  expression vectors (containing the entire ORF sequence) and a reporter construct carrying a PPRE linked Lac Z construct. Cells were transfected using Superfect and cultured in T75 flasks overnight, then plated into 96 well plates and left for 5 hours before the addition of test compound. After a further 24 hours PPAR activation was quantitated indirectly as  $\beta$ -Galactosidase activity by hydrolysis of chlorophenol  
25 red- $\beta$ -D-galactopyranoside (CPRG), measured spectrophotometrically at 580 nm. Compounds of the invention were active in this assay. For example Compound 46 in Table 1 at a concentration of 10 $\mu$ M showed a  $\gamma$  transactivation of 64% and an  $\alpha$  transactivation of 25%.

According to their activity in transactivation assays and by comparison to the selective PPAR $\gamma$   
30 agonist, BRL 49653; compounds of the invention were categorised as either having pharmacological properties consistent with: selective PPAR $\gamma$  agonists, partial agonists or non-selective PPAR  $\alpha/\gamma$  agonists.

Adipocyte differentiation assay:

3T3L1 preadipocytes were grown in DMEM containing 10% NBSC and 1 day post-confluence cells were cultured in differentiation medium (DMEM containing 5% FCS, 1 $\mu$ g/ml insulin, 5 0.25 $\mu$ M dexamethasone and 0.5mM IBMX) in the presence or absence of compounds. BRL 49653 was used as the positive control and the medium replenished after 3 days. On day 7, cells were lysed and glycerophosphate dehydrogenase activity measured spectrophotometrically at 340nm. Under the conditions of the assay BRL 49653 induces a dose related increase in glycerophosphate dehydrogenase activity. Compounds of the invention which were found to 10 activate PPAR $\gamma$  in the transactivation assay (vide supra) induced glycerophosphate dehydrogenase activity in 3T3L1 cells in a dose -related manner. For example, Compound 46 in Table 1 at a concentration of 10 $\mu$ M showed activity at 79% as compared to the control.

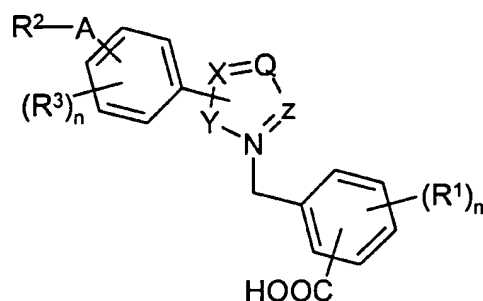
15

20

25

CLAIMS:

## 1. Use of a compound of formula (I)



5

(I)

or a pharmaceutically acceptable salt or ester thereof, in the preparation of a medicament for use  
 10 in the activation of PPAR,

where Q, X, Y and Z are either -CR<sup>a</sup>=, -CR<sup>b</sup>=CR<sup>c</sup>- or -N=; where R<sup>a</sup>, R<sup>b</sup> and R<sup>c</sup> are independently selected from hydrogen, halo or a bond, such that together with the nitrogen atom to which Y and Z are attached, they form a five or six-membered aromatic ring;

R<sup>1</sup> and R<sup>3</sup> are independently selected from C<sub>1-3</sub>alkyl, halo, haloC<sub>1-3</sub>alkyl, C<sub>1-3</sub>alkoxy, or  
 15 haloC<sub>1-3</sub>alkoxy;

n and m are independently selected from 0, 1 or 2;

A is an alkylene, alkenylene or alkynylene chain optionally interposed by a heteroatom; and R<sup>2</sup> is an optionally substituted aryl, optionally substituted heterocyclyl or optionally substituted cycloalkyl moiety.

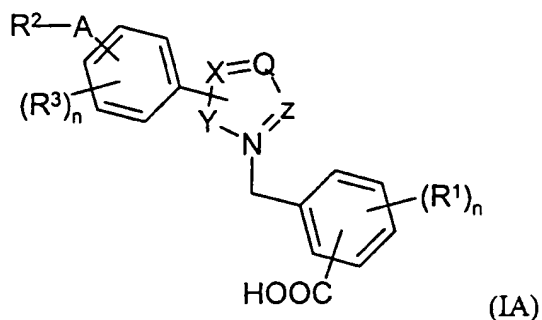
20

2. Use as claimed in claim 1 wherein the group comprising -Y-X-Q-Z- and the nitrogen to which it is attached forms a 5-membered aromatic ring.

3. Use as claimed in claim 1 or claim 2, the carboxylic acid group is suitably at the ortho  
 25 position on the benzyl ring.

4. A compound of formula (IA)

- 54 -



or a pharmaceutically acceptable salt or ester thereof,

where Q, X, Y and Z are either  $-CR^a=$ ,  $-CR^b=CR^c-$  or  $-N=$ ; where  $R^a$ ,  $R^b$  and  $R^c$  are

5 independently selected from hydrogen, halo or a bond, such that together with the nitrogen atom to which Y and Z are attached, they form a five or six-membered aromatic ring;

$R^1$  and  $R^3$  are independently selected from  $C_{1-3}$ alkyl, halo, halo $C_{1-3}$ alkyl,  $C_{1-3}$ alkoxy, or halo $C_{1-3}$ alkoxy;

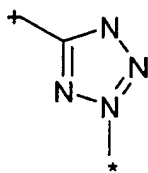
n and m are independently selected from 0, 1 or 2;

10 A is an alkylene, alkenylene or alkynylene chain optionally interposed by a heteroatom; and

$R^2$  is an optionally substituted aryl, optionally substituted heterocyclyl or optionally substituted cycloalkyl moiety;

provided that

(a) where Q, X, Y and Z together with the nitrogen atom to which they are attached from a group

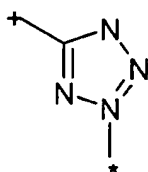


15

(b), where \* is the point of attachment of the benzylcarboxy group and + is the point of attachment of  $R^2-A-$ , when the group  $R^2-A-$  is attached at the meta position on the phenylene ring, and A is ethylene,  $-O(CH_2)-$  or  $-(CH_2)S-$ ,  $R^2$  is other than quinoline optionally

substituted by chloro, or unsubstituted benzothiazol; or

20 (c) where Q, X, Y and Z together with the nitrogen atom to which they are attached from a group



(d), where \* is the point of attachment of the benzylcarboxy group and + is the point of attachment of R<sup>2</sup>-A-, when R<sup>3</sup> is methoxy, m is 1, the group R<sup>2</sup>-A- is attached at the para position on the phenylene ring, and A is -(CH<sub>2</sub>)-, R<sup>2</sup> is other than indole substituted by -NR<sup>8</sup>C(O)<sub>2</sub>R<sup>9</sup> where R<sup>8</sup> is hydrogen and R<sup>9</sup> is alkyl;

5

5. A compound as claimed in claim 4 wherein the group comprising -Y-X-Q-Z- and the nitrogen to which it is attached forms a 5-membered aromatic ring.
6. A compound as claimed in claim 4 or claim 5 wherein the carboxylic acid group is at the  
10 ortho position on the benzyl ring.
7. A compound as claimed in claim 4, 5 or 6 wherein R<sup>2</sup> is selected from alkyl, alkenyl, alkynyl, aryl, aralkyl, cycloalkyl, cycloalkenyl and cycloalkynyl or is a single or fused ring structure which may be aromatic or non-aromatic in nature and which contains from 2 to 20 ring atoms, at  
15 least one of which is a heteroatoms selected from oxygen, sulphur and nitrogen, where a heteroatom is nitrogen it will be further substituted by hydrogen or an alkyl group; R<sup>2</sup> is optionally substituted by alkyl, alkenyl, alkynyl, aryl, heterocyclyl, alkoxy, aralkyl, cycloalkyl, cycloalkenyl cycloalkynyl, halo, cyano, nitro, C(O)<sub>a</sub>R<sup>8</sup>, OR<sup>8</sup>, S(O)<sub>b</sub>R<sup>8</sup>, NR<sup>9</sup>R<sup>10</sup>, C(O)NR<sup>9</sup>R<sup>10</sup>, OC(O)NR<sup>9</sup>R<sup>10</sup>, NR<sup>8</sup>C(O)<sub>a</sub>R<sup>9</sup>, NR<sup>8</sup>CONR<sup>9</sup>R<sup>10</sup>, N=CR<sup>9</sup>R<sup>10</sup>, S(O)<sub>b</sub>NR<sup>9</sup>R<sup>10</sup> or NR<sup>8</sup>S(O)<sub>b</sub>R<sup>10</sup> where  
20 R<sup>8</sup>, R<sup>9</sup> and R<sup>10</sup> are independently selected from hydrogen, alkyl, alkenyl, alkynyl, aryl, heterocyclyl, alkoxy, aralkyl, cycloalkyl, cycloalkenyl or cycloalkynyl, any of which may themselves be optionally substituted, a is 1 or 2 and b is 0, 1, 2 or 3; optional substituents for alkyl, alkenyl, alkynyl, aryl, heterocyclyl, alkoxy, aralkyl, cycloalkyl, cycloalkenyl or cycloalkynyl groups R<sup>8</sup>, R<sup>9</sup> and R<sup>10</sup> include halo, nitro cyano, alkanoyl such as acetyl, oxo,  
25 carboxy or salts or esters thereof, alkoxy, aryloxy, thioalkyl, sulphate, haloalkyl, aryl, carbamate, amino, mono- or di-alkyl amino.
8. A compound, as in any one of claims 4 to 7, for use as a medicament.
- 30 9. A pharmaceutical composition comprising a compound of Formula (I) as defined in any of claim 4 to 7, in combination with a pharmaceutically acceptable excipient.



# INTERNATIONAL SEARCH REPORT

Intern 1st Application No

PCT/GB 00/03126

**A. CLASSIFICATION OF SUBJECT MATTER**  
 IPC 7 C07D257/04 C07D401/12 C07D403/10 C07D401/10 A61K31/41  
 A61P5/50

According to International Patent Classification (IPC) or to both national classification and IPC

**B. FIELDS SEARCHED**  
 Minimum documentation searched (classification system followed by classification symbols)  
 IPC 7 C07D A61K A61P

Documentation searched other than minimum documentation to the extent that such documents are included in the fields searched

Electronic data base consulted during the international search (name of data base and, where practical, search terms used)  
 EPO-Internal, WPI Data, PAJ, CHEM ABS Data

**C. DOCUMENTS CONSIDERED TO BE RELEVANT**

Category *	Citation of document, with indication, where appropriate, of the relevant passages	Relevant to claim No.
Y	J. S. SAWYER ET AL: "Optimization of the quinoline and substituted benzyl moieties of a series of phenyltetrazole leukotriene D4 receptor antagonists" JOURNAL OF MEDICINAL CHEMISTRY, vol. 35, no. 7, 3 April 1992 (1992-04-03), pages 1200-1209, XP002152390 WASHINGTON US cited in the application the whole document	1-9
Y	EP 0 179 619 A (ICI AMERICA INC) 30 April 1986 (1986-04-30) cited in the application claims	1-9
	--- -/--	

Further documents are listed in the continuation of box C.

Patent family members are listed in annex.

- \* Special categories of cited documents:
- \*A\* document defining the general state of the art which is not considered to be of particular relevance
  - \*E\* earlier document but published on or after the international filing date
  - \*L\* document which may throw doubts on priority claim(s) or which is cited to establish the publication date of another citation or other special reason (as specified)
  - \*O\* document referring to an oral disclosure, use, exhibition or other means
  - \*P\* document published prior to the international filing date but later than the priority date claimed
  - \*T\* later document published after the international filing date or priority date and not in conflict with the application but cited to understand the principle or theory underlying the invention
  - \*X\* document of particular relevance; the claimed invention cannot be considered novel or cannot be considered to involve an inventive step when the document is taken alone
  - \*Y\* document of particular relevance; the claimed invention cannot be considered to involve an inventive step when the document is combined with one or more other such documents, such combination being obvious to a person skilled in the art.
  - \*Z\* document member of the same patent family

Date of the actual completion of the international search  <b>10 November 2000</b>	Date of mailing of the international search report  <b>30/11/2000</b>
--	---

Name and mailing address of the ISA European Patent Office, P.B. 5818 Patentlaan 2 NL - 2280 HV Rijswijk Tel. (+31-70) 340-2040, Tx. 31 651 epo nl, Fax: (+31-70) 340-3016	Authorized officer  <b>Chouly, J</b>
--	--

# INTERNATIONAL SEARCH REPORT

International Application No <b>PCT/GB 00/03126</b>
--

C.(Continuation) DOCUMENTS CONSIDERED TO BE RELEVANT		
Category *	Citation of document, with indication, where appropriate, of the relevant passages	Relevant to claim No.
A	WO 96 06822 A (ZENECA LTD ;BREault GLORIA ANNE (GB); OLDFIELD JOHN (GB); TUCKER H) 7 March 1996 (1996-03-07) claims -----	1-9
A	WO 97 27190 A (NISHIMURA HIROAKI ;OKUMURA KAZUO (JP); MATSUDA HIROSHI (JP); MATSU) 31 July 1997 (1997-07-31) claims -----	1-9

# INTERNATIONAL SEARCH REPORT

Information on patent family members

International Application No

PCT/GB 00/03126

Patent document cited in search report	Publication date	Patent family member(s)	Publication date
EP 0179619 A	30-04-1986	AT 56205 T	15-09-1990
		AU 583062 B	20-04-1989
		AU 4881485 A	24-04-1986
		CA 1273934 A	11-09-1990
		CN 85108623 A	30-07-1986
		DD 253618 A	27-01-1988
		DE 3579554 D	11-10-1990
		DK 479385 A	20-04-1986
		ES 548011 D	01-04-1987
		ES 8704458 A	16-06-1987
		ES 554577 D	01-12-1987
		ES 8800899 A	16-02-1988
		ES 554578 D	01-12-1987
		ES 8800900 A	16-02-1988
		ES 554579 D	16-06-1988
		ES 8802495 A	16-10-1988
		ES 554580 D	16-02-1988
		ES 8801786 A	01-05-1988
		FI 854024 A	20-04-1986
		GR 852519 A	24-01-1986
		HU 38905 A	28-07-1986
		HU 194163 B	28-01-1988
		IE 58848 B	17-11-1993
		IL 76756 A	15-05-1989
		JP 2015992 C	19-02-1996
		JP 7045466 B	17-05-1995
		JP 61178963 A	11-08-1986
		KR 9007419 B	08-10-1990
		MW 3285 A	19-06-1987
		NO 854163 A	21-04-1986
		NZ 213872 A	28-11-1989
		PL 255841 A	21-09-1987
		PT 81297 A, B	01-11-1985
		SU 1545940 A	23-02-1990
US 5234942 A	10-08-1993		
US 4997844 A	05-03-1991		
ZA 8507952 A	28-05-1986		
ZM 7885 A	21-02-1986		
ZW 18185 A	20-05-1987		
SU 1595338 A	23-09-1990		
<hr/>			
WO 9606822 A	07-03-1996	AT 185791 T	15-11-1999
		AU 3351995 A	22-03-1996
		DE 69512925 D	25-11-1999
		DE 69512925 T	04-05-2000
		EP 0778821 A	18-06-1997
		JP 10504836 T	12-05-1998
		US 5965741 A	12-10-1999
<hr/>			
WO 9727190 A	31-07-1997	AU 1399197 A	20-08-1997
		CA 2244189 A	31-07-1997
		CN 1209809 A	03-03-1999
		EP 0880519 A	02-12-1998
		HU 9900424 A	28-05-1999
		JP 2000503984 T	04-04-2000
		US 5994378 A	30-11-1999